




Republic of Austria



Sustainable Issuer  
of the Year 2022



Sovereign Green  
Bond Pioneer



SSA Treasury & Funding  
Team of the Year 2024

## Investor Information – April 2025



## Content

- |    |                            |    |
|----|----------------------------|----|
| 1. | Economic & Fiscal Overview | 3  |
| 2. | Debt Management            | 23 |
| 3. | Green Issuance             | 36 |




# 1

## Economic & Fiscal Overview

---

### Austria's Favourable Fundamentals



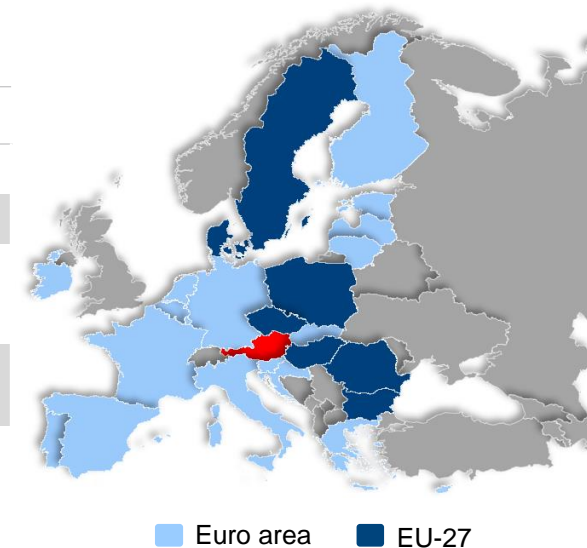
# Austria at a Glance

## A Safe Haven Core-Euro Area Economy

- Diversified and competitive economy
- 4<sup>th</sup> richest country in the Euro area<sup>1</sup>
- No major macro imbalances, low private sector indebtedness
- Solid current account balance reflecting strong international competitiveness
- High level of innovation (R&D expenditure 2024e: 3.3% of GDP)<sup>2</sup>
- Strong and diversified exports: 6<sup>th</sup> most diversified export structure and 14<sup>th</sup> most diversified import structure in the world<sup>3</sup>
- 8<sup>th</sup> (out of 124 countries) in the Economic Complexity Index (ECI)<sup>4</sup>, underlining the high knowledge intensity of the economy
- Resilient labour market with low unemployment rate
- Net capital exporting and positive net international investment position
- 3<sup>rd</sup> most peaceful country in the world (out of 163)<sup>5</sup>
- Low vulnerability and high readiness for climate change / ranked 11 out of 185 countries worldwide<sup>6</sup>

1) GDP per capita of 2023 in Purchasing Power Standards (PPS), European Commission, November 2024  
 2) Statistics Austria – R&D intensity, April 2024  
 3) UNCTAD Statistics, Diversification indices of merchandise exports and imports, July 2024  
 4) OEC, Economic Complexity Index (ECI), March 2024  
 5) Institute for Economics and Peace, Global Peace Index 2024, June 2024  
 6) University of Notre Dame Global Adaptation Index (ND-GAIN Country Index), May 2023

	Austria	Euro area
Area (sq. km '000)	84	2,902
Population 2024 (mn)	9.2	350.1
Population growth p.a. (2022 – 2035e)	+0.3%	+0.2%
GDP per capita 2023 (PPS)	45.772	39.725
Net financial assets per private household (Q3 2024 in EUR)	156,464	155,044



	in %			Euro area		
	Austria			Euro area		
Real GDP Growth	-1.2	-0.3	1.2	0.9	1.3	1.6
Inflation (HICP)	2.9	2.8	2.1	2.4	2.1	1.9
Unemployment	5.2	5.3	5.2	6.4	6.3	6.3
Current Account Balance	2.4	1.9	1.4	3.8	3.6	3.6
Budget Balance (Maastricht)	-4.7	-4.5	(*)	-3.0	-2.9	-2.8
Debt to GDP	81.8	84.7	(*)	89.1	89.6	90.0
<b>Year</b>	<b>2024</b>	<b>2025</b>	<b>2026</b>	<b>2024</b>	<b>2025</b>	<b>2026</b>

(\*) Due to the recently formed new government, no official forecast of the Federal Ministry of Finance for 2026 yet available (Austrian Institute of Economic Research, March 2025: Budget Balance 2026: -3.5%; Debt to GDP 2026: 85.0%)  
 Sources: Federal Ministry of Finance, April 2025 / Austrian Institute of Economic Research, March 2025 / Statistics Austria, March 2025 / Austrian National Bank, March 2025 / Eurostat, March 2025 / European Commission - Autumn Forecast, November 2024

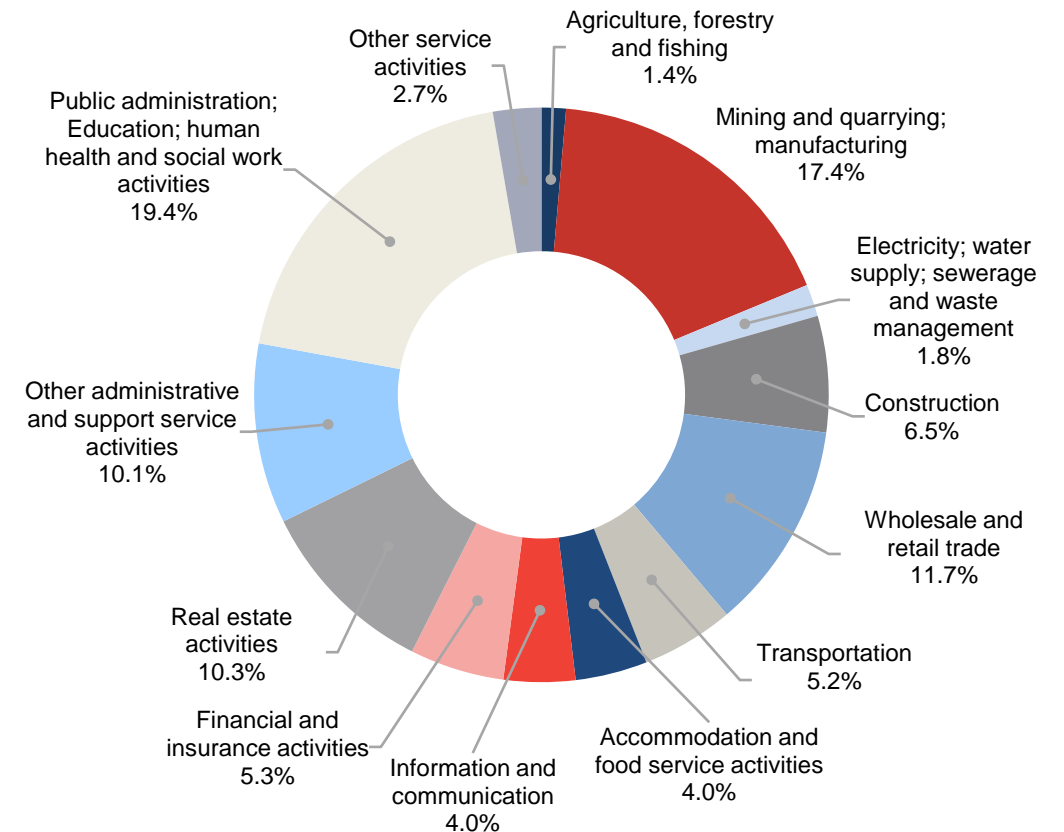
# Austria – Well Diversified Composition of GDP

## Composition of Austrian GDP

2024	EUR 481.9 bn
Consumption	74.7%
Investments	22.3%
Net exports	3.3%
Exports	56.9%
Imports	53.6%

Note: Totals might not add up due to rounding / in % of GVA (Gross Value Added)

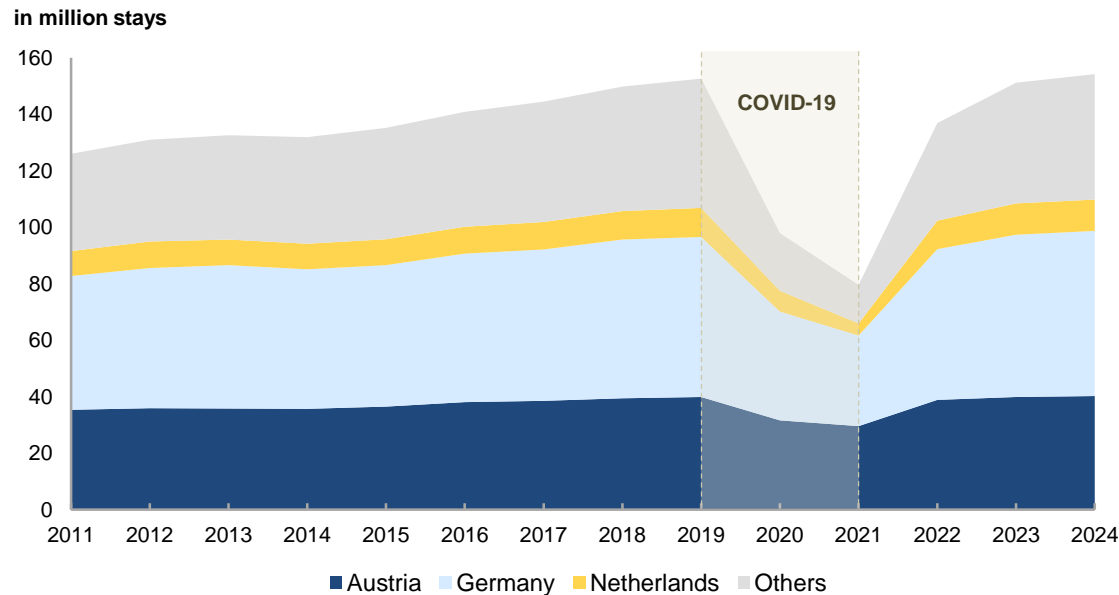
## High diversification of economic activity



# Tourism recovering strongly from the pandemic years

## Overnight stays in Austria per country of origin

- With **154 million overnight stays**, the calendar year 2024 was the year with the most overnight stays since records began - slightly above 2019 (153 million),
- Almost **74%** of overnight stays are attributable to **guests from abroad**.
- With a direct and indirect **GDP share of around 8% percent**, **tourism** brings added value and prosperity to the regions and provides secure and meaningful employment for over 230,000 people in the high season.



Source: Statistics Austria, February 2025

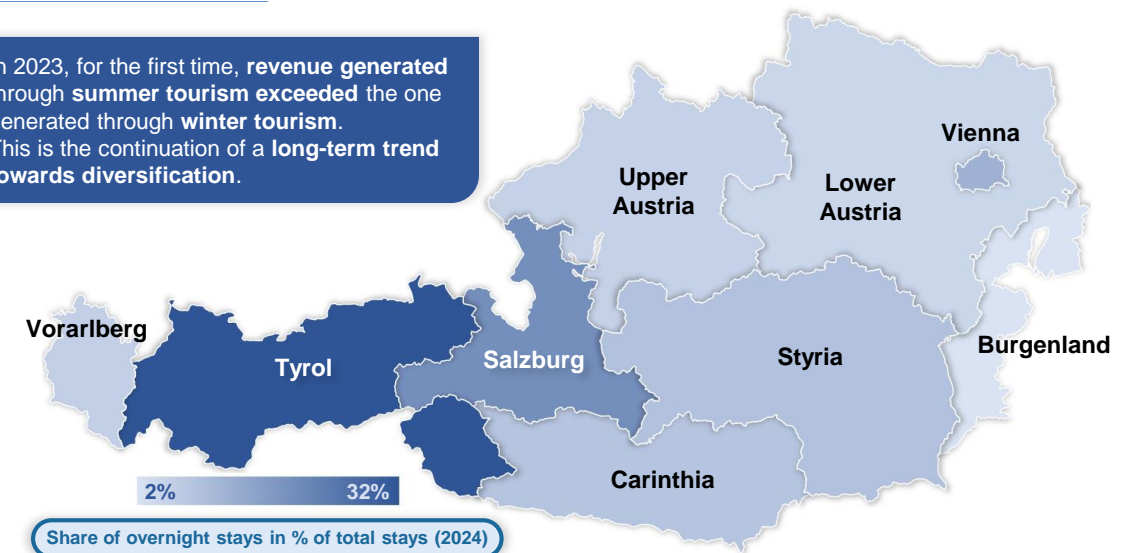
## Tourism Strategy: Sustainable and high quality

- The federal "**Plan T - Master Plan for Tourism**" forms the **basis of Austrian tourism policy**.<sup>1</sup> **Sustainability** plays a central role in "Plan T" and is to be implemented in all three dimensions – **economic, ecological and social**.
- Price sensitivity of guests is rather limited, as Austria is not competing on cost but **quality**. This is underlined by the fact that **overnight stays in 4/5 star accommodations** account for **over one third** of all overnight stays.



<sup>1</sup> [Plan T – Master Plan for Tourism](#)

In 2023, for the first time, **revenue generated through summer tourism exceeded** the one generated through **winter tourism**. This is the continuation of a **long-term trend towards diversification**.



Source: Statistics Austria, January 2025

# Industrial production as the core of the Austrian Economy

## Austria – an industrial Nation with many “Hidden Champions”



Austria is not only a beautiful holiday location. The country is primarily an **industrial nation**. Over **25% of GVA** comes from the secondary sector, whereas tourism contributes around 8% to the GDP<sup>1</sup>



Austria is among the countries with the most “Hidden Champions” per capita. Many **Austrian industrial companies** are in the **top ranks or even global market leaders**<sup>2</sup>



Around **450 global companies** have set up their **CEE headquarters in Austria** and leverage the potential of **skilled Austrian workers** with extensive **foreign language skills**. Austria ranks 9<sup>th</sup> in the 2024 English Proficiency Index worldwide<sup>3</sup>



**Vienna** is a **centre of international diplomacy**. It is one of the four headquarters of the United Nations and is the seat for the OPEC and OSCE. It also has the **highest quality of living worldwide**<sup>4</sup> and is a **international conference and congress metropole**<sup>5</sup>

1) Source: Statistics Austria, March 2025 (Secondary sector i.e. industry & construction contributed 25.7% of the gross value added in 2024)

2) Source: Austrian Business Agency, May 2023

3) EF Education First, November 2024

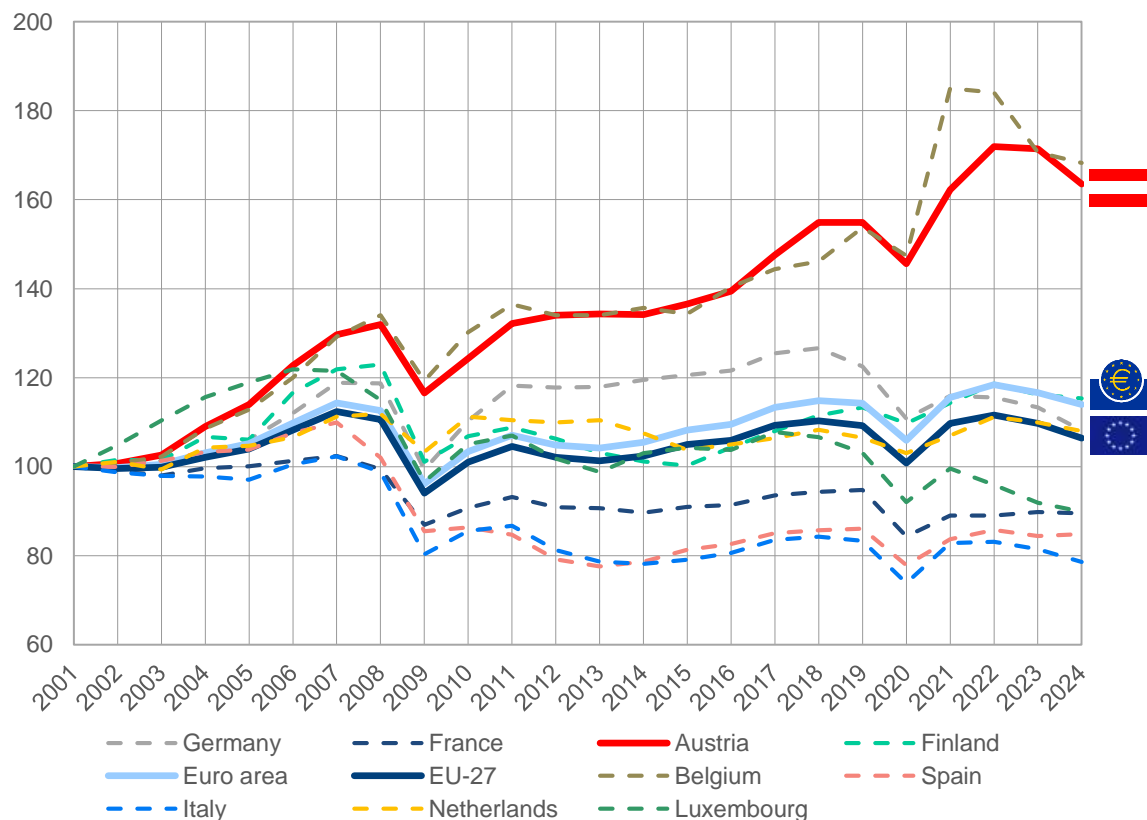
4) Source: Economist Intelligence Unit - The Global Liveability Index 2024

5) Source: International Congress and Convention Association, May 2024



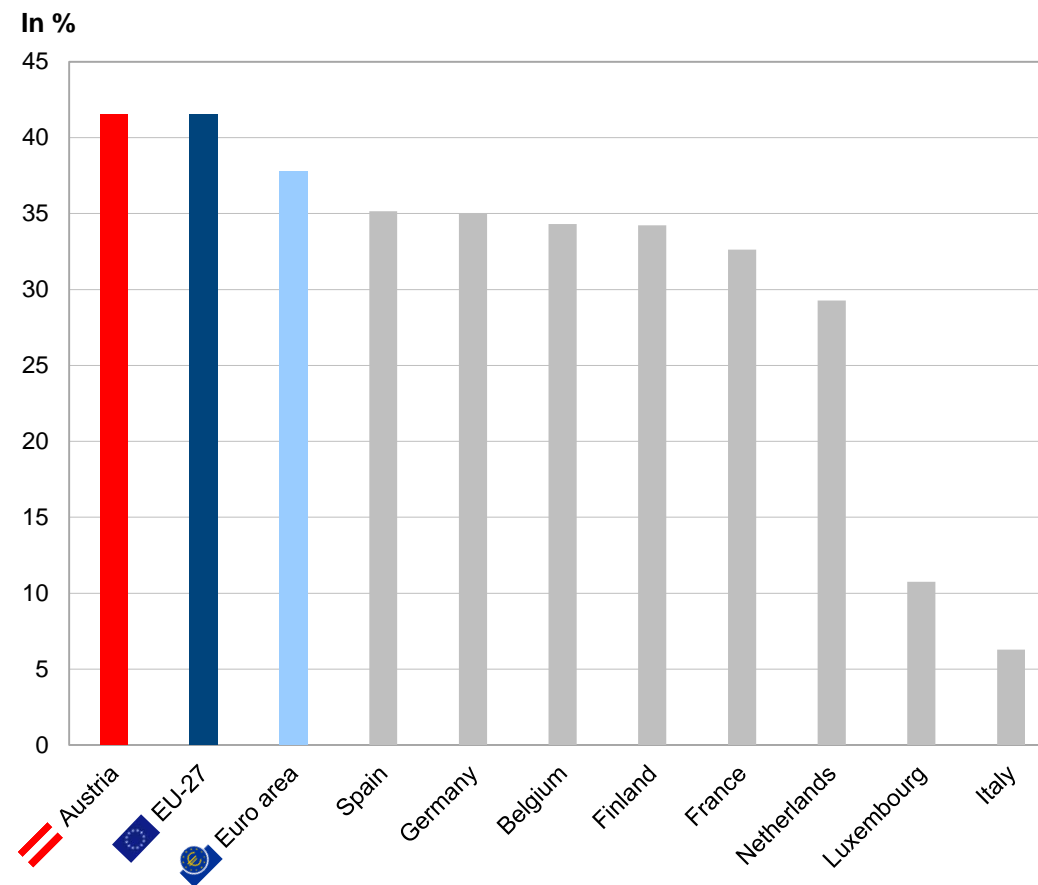
# Strong performance in industrial production underlined by productivity gains

Industrial production excluding construction, Index (2001=100)



Source: Eurostat, February 2025

Real labour productivity per person (industry, excl. construction), cumulative gains since 2001



Source: Eurostat, March 2025



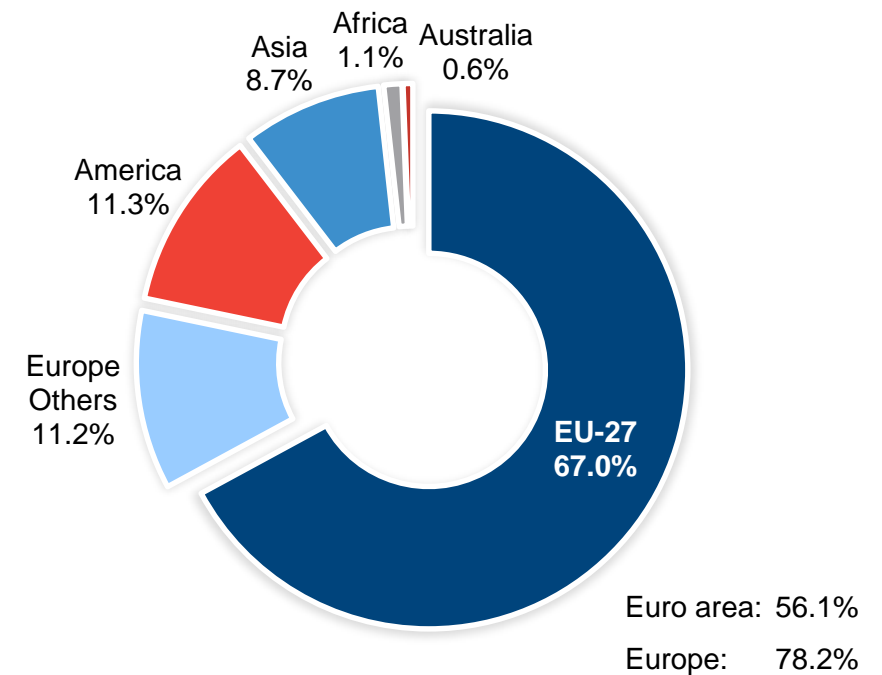
# Austria – Positive trade balance

## Top-10 Export Partners

Country	Share in %	Growth in % (yoy)
Germany	29.7	-2.9
USA	8.5	+10.1
Italy	6.1	-4.9
Switzerland	5.0	-4.8
Poland	3.8	±0.0
France	3.6	-4.5
Hungary	3.6	-5.7
Czech Republic	3.5	-6.8
China	2.8	+4.5
United Kingdom	2.6	-9.5

Note: 2024 compared to 2023  
 Source: Statistics Austria, March 2025

## Distribution of Austrian Exports



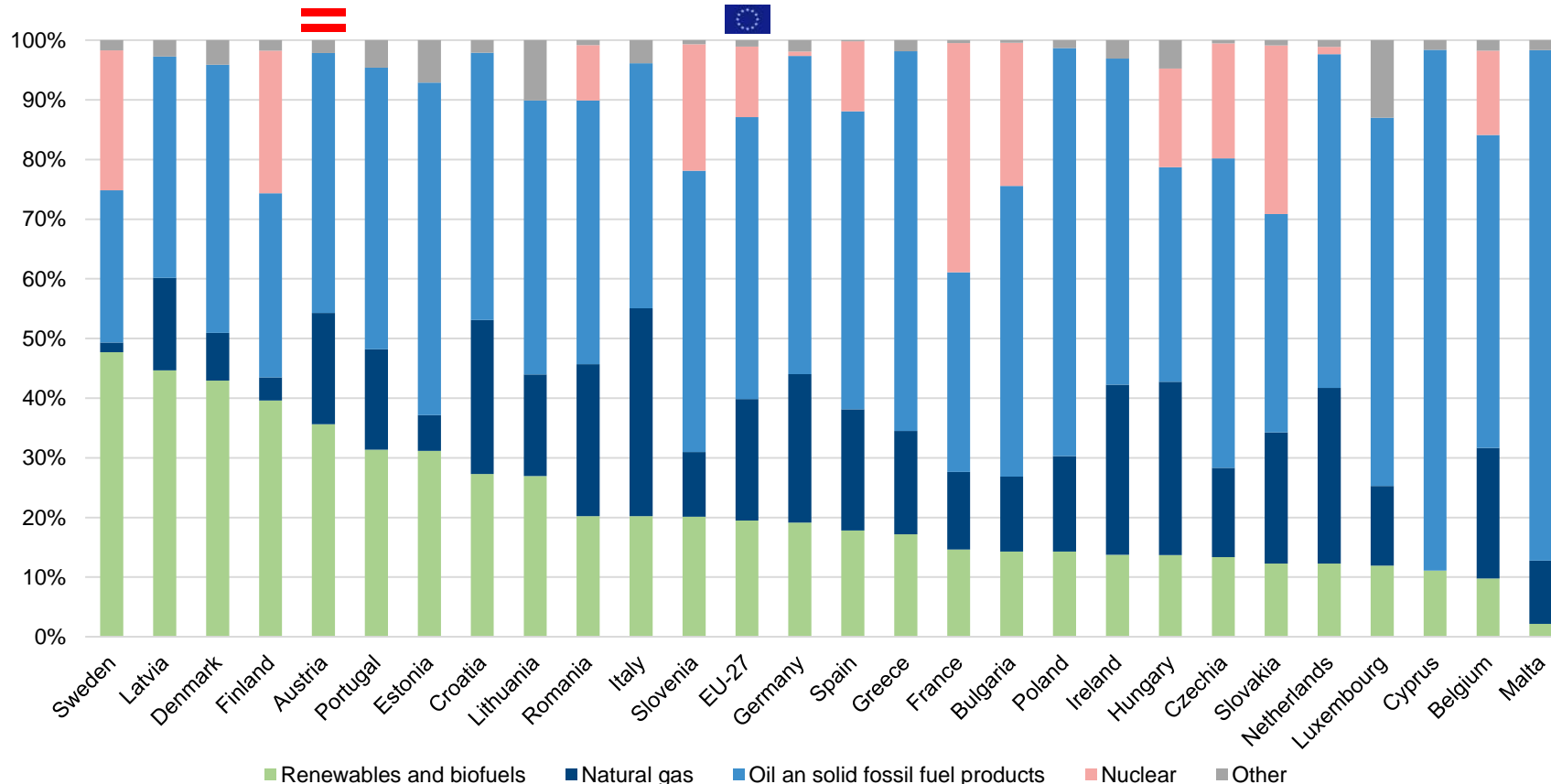
Note: Totals might not add up due to rounding

- In 2024, goods worth EUR 189.3 billion were imported into Austria (-6.7% vs. 2023). In the same period, goods worth EUR 191.0 billion were exported (-4.9% vs. 2023).
- This resulted in a trade surplus of EUR 1.74 billion, the first one since 2007.



# Balanced energy mix with a high share of renewables and broadly diversified gas supply

Energy mix (share of fuels in gross available energy)



- Following the stop of Russian gas transit through Ukraine on January 1, 2025, the **end of gas supplies by Russia** had little impact as Austria has managed to **reduce its dependency** well ahead
- Strategic gas reserve of 20 TWh** (close to ¼ of the Austrian annual natural gas consumption); established in November 2022 and prolonged until 2026
- Austrian energy company OMV has **secured long-term transport capacities of up to 40 TWh p.a.** (around ½ of the annual consumption) **until 2026<sup>1</sup>** and **27 TWh p.a. from 2026 to 2029<sup>2</sup>**
- Gas consumption was reduced by around 23% since 2021**
- An accelerated expansion of renewable energy projects and large subsidy programs like “Out of Oil and Gas” are driving the **transition towards renewable energies** (Austria has already the fifth highest renewables share in the EU<sup>3</sup>)

1) [OMV press release](#), July 2023  
 2) [OMV press release](#), July 2024  
 3) Eurostat, March 2025

Note: data as of end-2023, ranked by share of renewables and biofuels

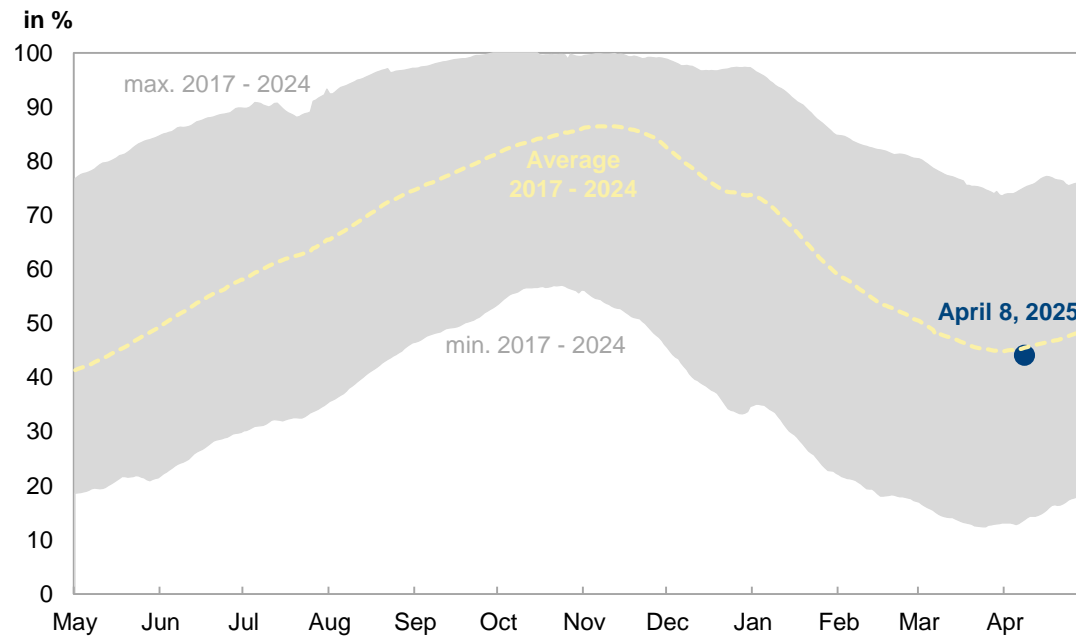
Source: Eurostat, March 2025 / Note: Due to lack of data availability, negative electricity shares have been proportionally attributed to all other categories.



# High Gas Storage Levels compared to Consumption and European average

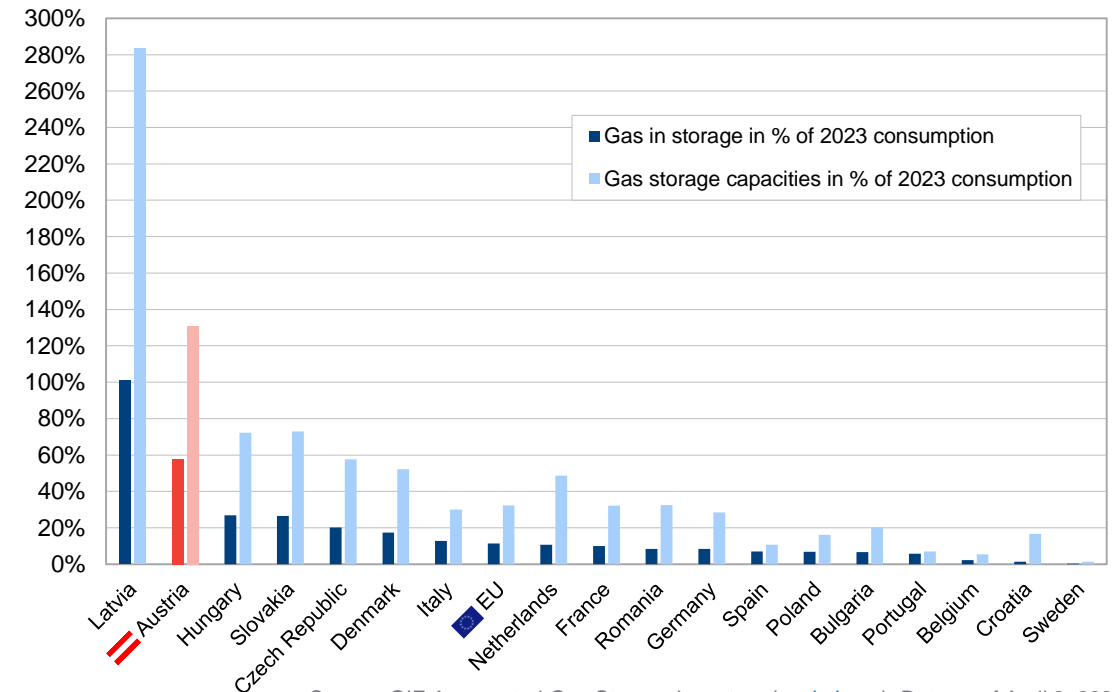
## Austria's Gas Storage Levels

- Fill level as of April 8, 2025 at around 44%, which is around average historic levels at this time in the year
- Vast pipeline capacities of around 170 TWh p.a. from Italy and Germany (around 2-times the Austrian annual gas consumption) enable supply security<sup>1</sup>
- Even in a “worst-case scenario “ gas storage sinks to ca. 15% of capacity by mid-2026<sup>2</sup>



## Storage Capacity and Storage in % Annual Consumption

- At 130%, Austria's gas storage capabilities are larger than the annual gas consumption
- At around 58% of annual consumption, Austria currently has the second highest gas storage in Europe

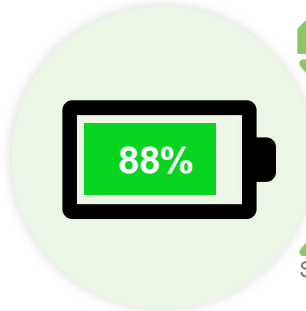


1) Austrian Gas Grid Management AGGM, [Coordinated network development plan 2022](#), April 2023

2) =Abrupt stop of Russian gas in July 2024 + increased consumption + no import over Italy  
[Gas supply scenarios in Austria report](#), June 2024

Source: GIE Aggregated Gas Storage Inventory ([agsi.gie.eu](https://agsi.gie.eu)), Data as of April 8, 2025

# Leading the way in renewable electricity generation



## 100% Renewable Electricity by 2030

- Austria has set itself the target of meeting **100%** of its **annual electricity consumption** from **renewable energy sources** by **2030**
- **Austria ranks 1<sup>st</sup>** in the **euro area**: With a **88%** share of **renewable energy** in gross final electricity consumption in 2023
- Electricity generation through hydropower accounts for around 60% of Austria's electricity needs

Source: Eurostat, November 2024



## Wind-Power

- Total stock at the end of 2024: 1,451 wind power plants with a total capacity of 4,028 MW
- Annual wind power generation: 9.3 TWh of electricity for around 2.65 million households - **more than 12%** of **Austria's electricity consumption**
- This **avoids 4.7 million tons of CO<sub>2</sub>** emissions per year, which is about as much CO<sub>2</sub> as around 1.9 million cars emit in a year

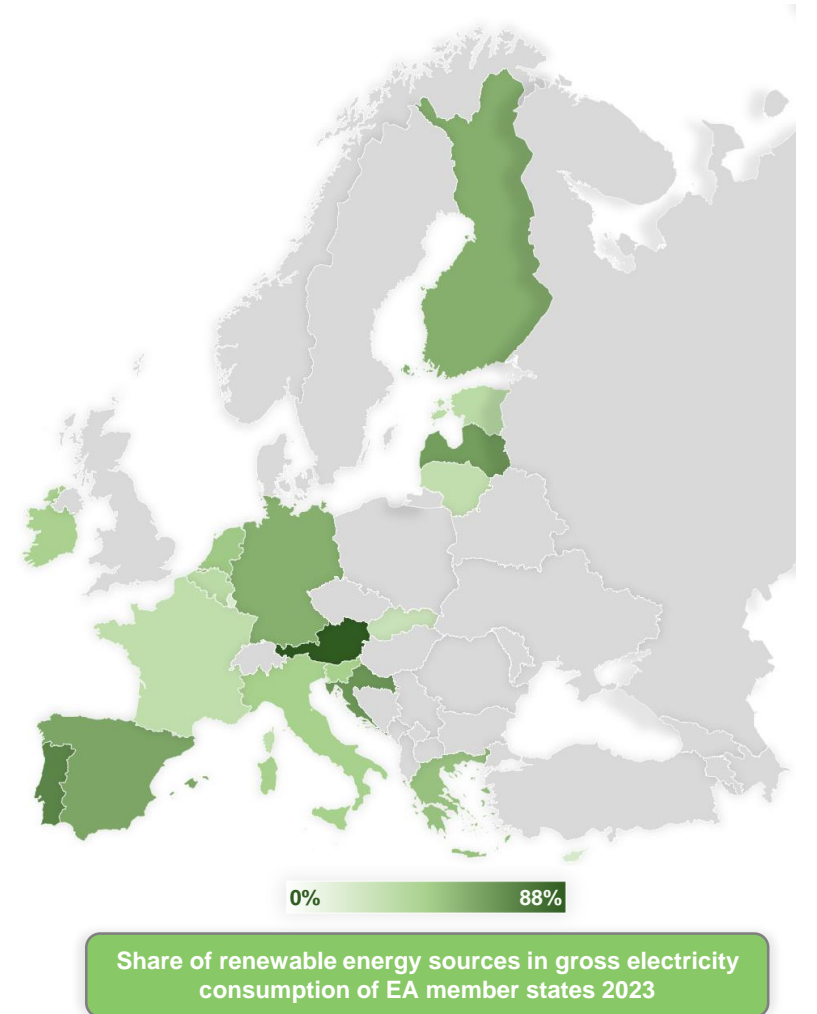
Source: Austrian Wind Energy Association, January 2025



## Solar-Power

- The **photovoltaic (PV) share** of electricity generation has **more than doubled** since 2022, rising from **0.98 TWh in 2022** to **2.35 TWh in 2023**.
- This means that **photovoltaics** now contribute **4.4%** to **Austria's electricity generation**. The record PV expansion in 2023 will primarily be reflected in the electricity generation in 2024. So a further **strong increase** in the **PV share** of electricity generation is **expected for this year**.

Source: Federal Ministry for Climate Action, January 2024

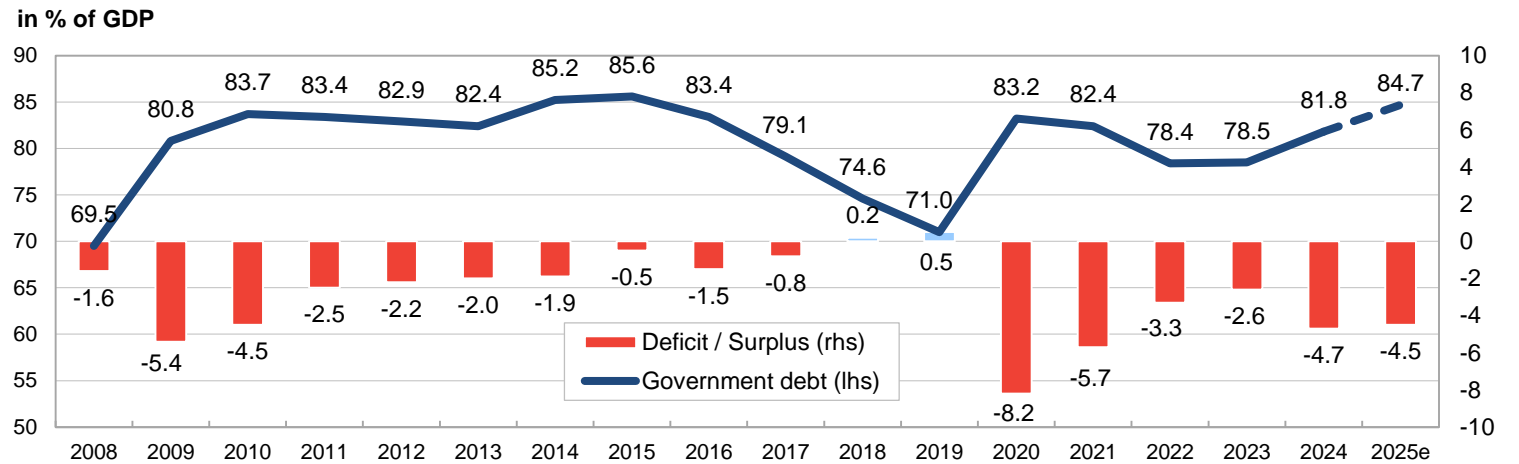


Source: Eurostat, December 2024

# High Debt Sustainability

## Government debt and budget development

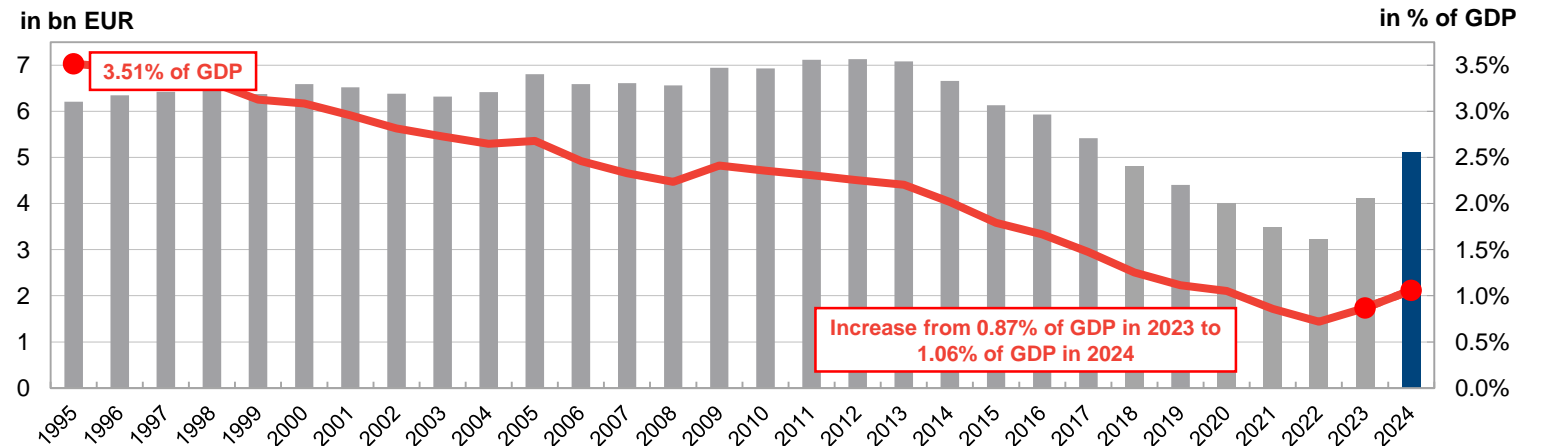
- Debt Ratio increased to above 80% in 2024 but is still below EA average and the peak in mid 2010s.
- The new government sets a strong focus on budget consolidation to ensure compliance with the Maastricht deficit limits in the upcoming years.
- In doing so, the Federal Government attaches especially great importance to measures that are growth- and employment-promoting, socially acceptable and balanced.



Source: Federal Ministry of Finance, April 2025 / Statistics Austria, March 2025

## Interest Expenditures

- Absolute level of effective interest expenditures constantly declined between 2012 and 2022
- Relative to GDP, interest expenditures were only slightly above 1% in 2024 and considerably below peak levels of mid-1990s
- Interest expenditures in % of GDP are moderately increasing but still expected to stay well below historical averages for the next years

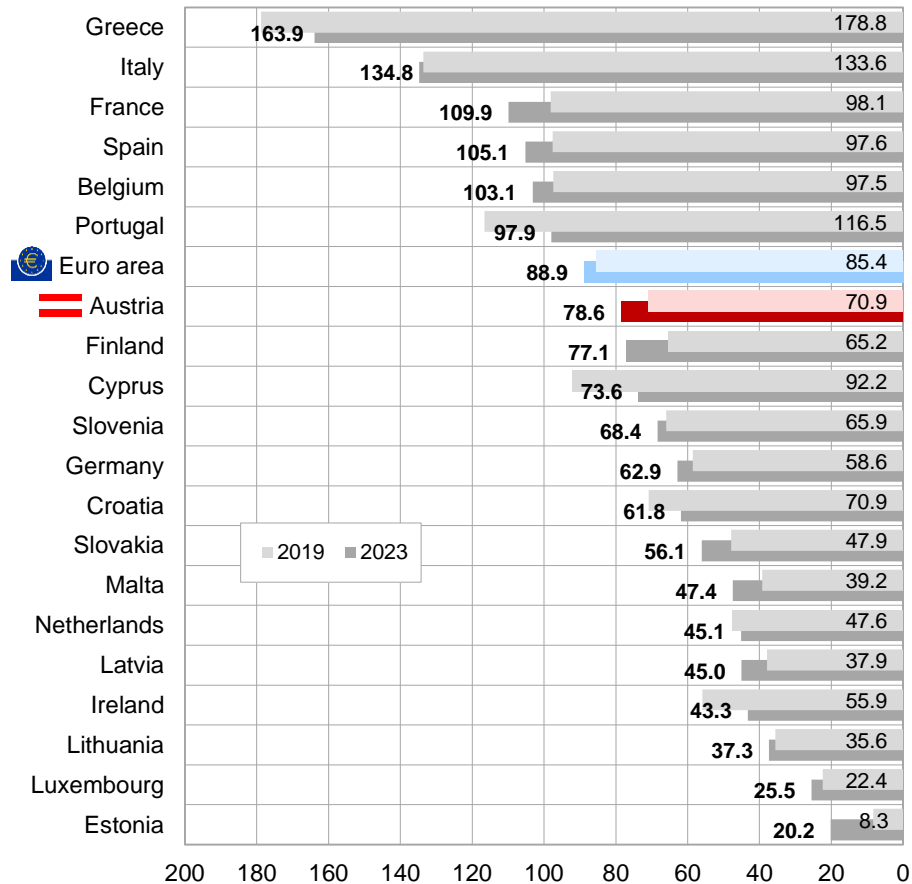


Source: Interest expenditures 2024: Austrian Treasury / GDP: Statistics Austria, March 2025

# Debt-to-GDP Ratio significantly below Euro Area Average

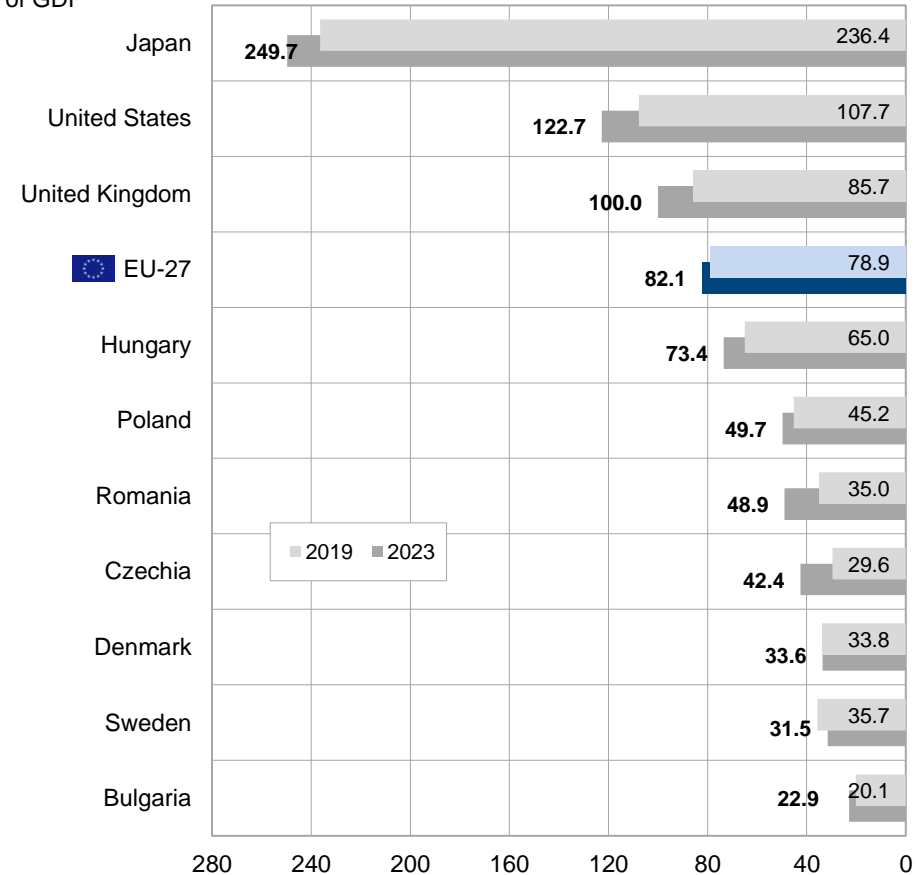
## Euro Area

% of GDP



## Non-Euro area and others

% of GDP



Source: Statistics Austria, September 2024 / European Commission – Autumn Forecast, November 2024

## Credit Ratings Overview

	Long-Term	Short-Term	Outlook
<b>Standard &amp; Poors</b>	AA+	A-1+	Stable
<b>Moody's</b>	Aa1	P-1	Stable
<b>Fitch</b>	AA+	F1+	Negative
<b>Morningstar DBRS</b>	AAA	R-1 (high)	Stable
<b>Scope Ratings</b>	AA+	S-1+	Stable

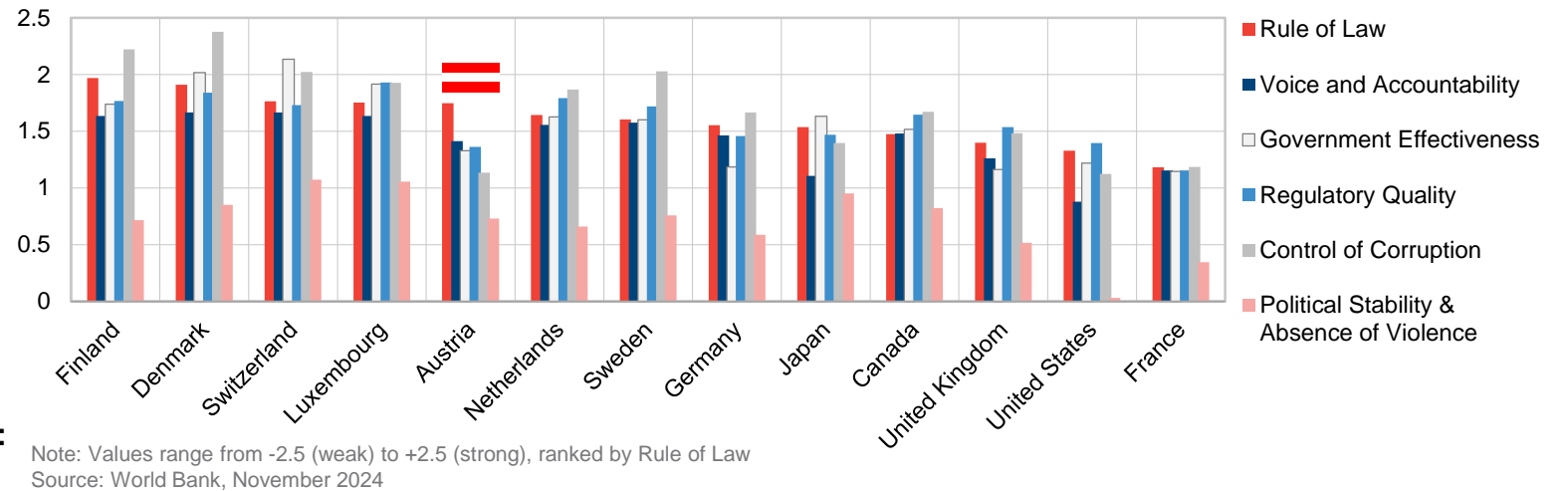
Rating reports available at [www.oebfa.at](http://www.oebfa.at)



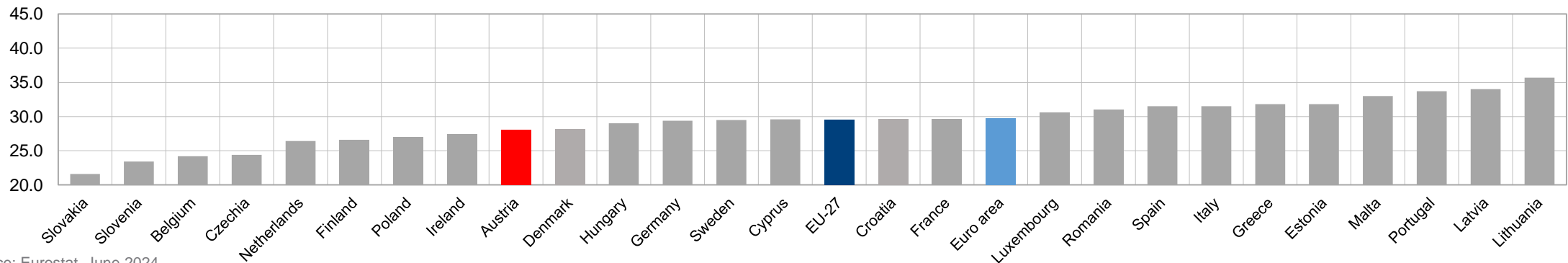
# Austria's High Institutional Strength and Low Income Inequality

## Austria's High Institutional Strength World Bank Governance Indicators

- **Rule of Law:** ranked 7th out of 213 countries
- **Voice and Accountability:** ranked 14th out of 205 countries
- **Regulatory Quality:** ranked 22th out of 213 countries
- **Government Effectiveness:** ranked 23th out of 213 countries
- **Control of Corruption:** ranked 36th out of 213 countries
- **Political Stability & Absence of Violence:** ranked 61th out of 212 countries



## Austria's low Gini coefficient indicates a relatively equal income distribution



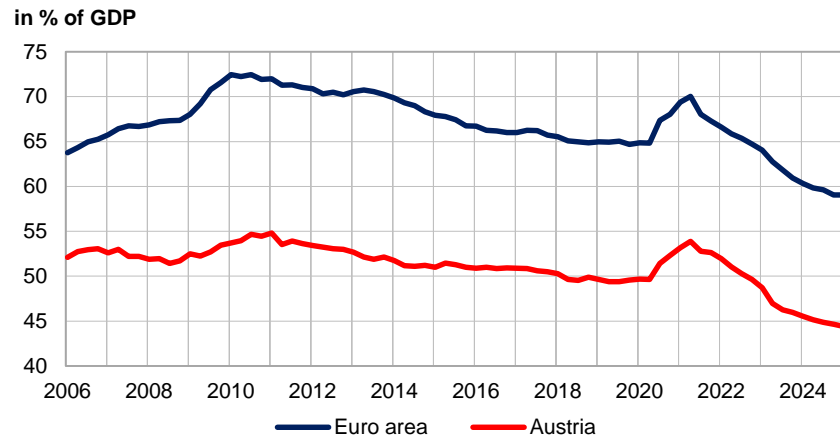
Source: Eurostat, June 2024



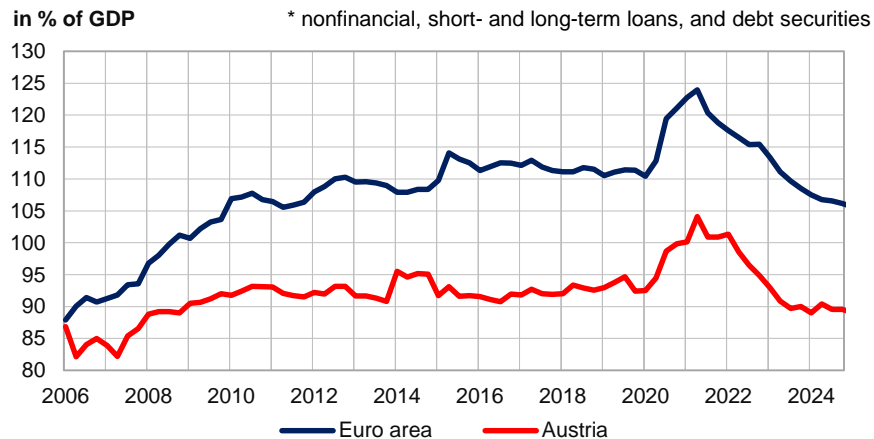


# Total Indebtedness of the Real Economy is well below Euro area average

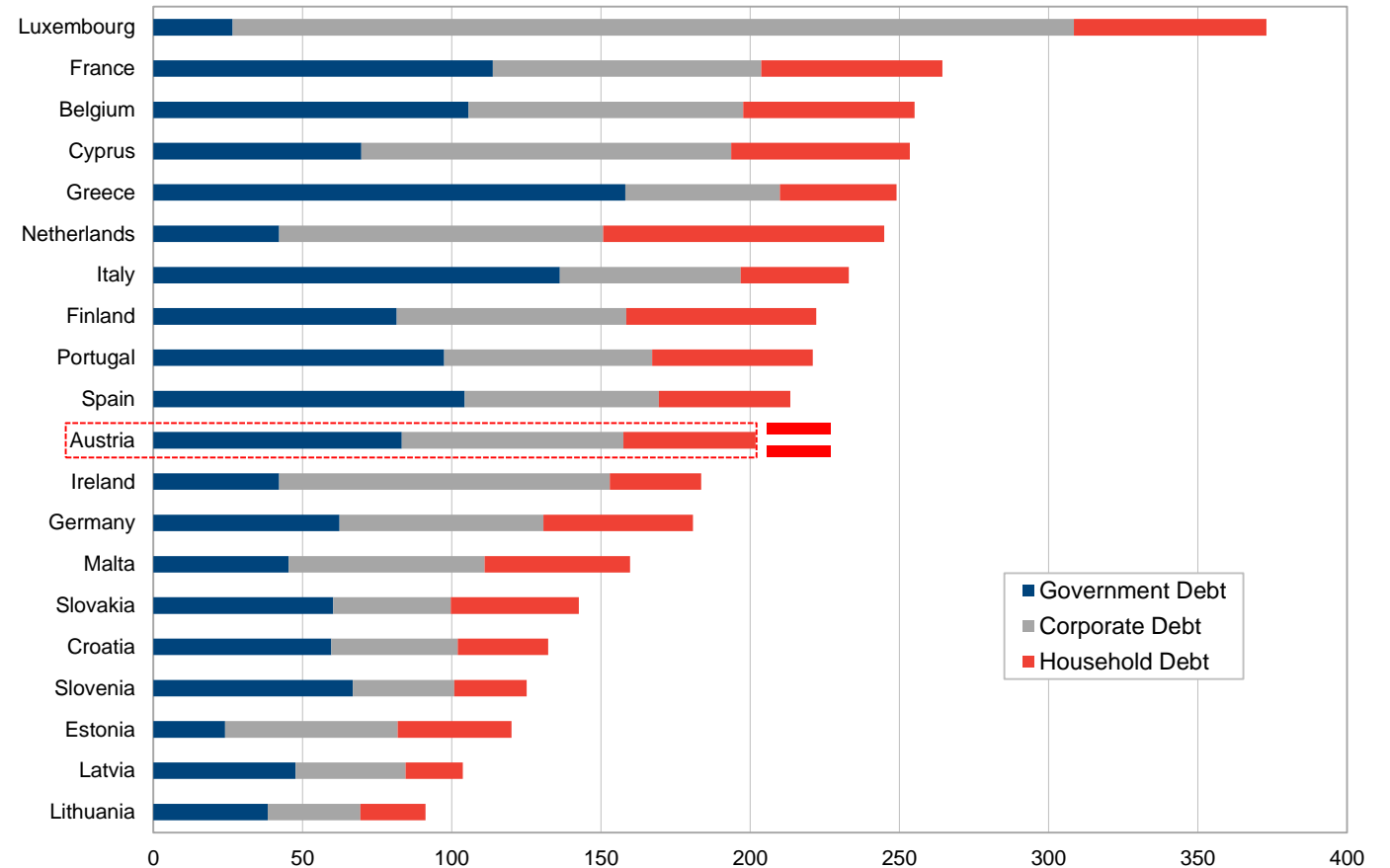
Household Debt



Corporate Debt\*



Euro area: Total Debt in % of GDP

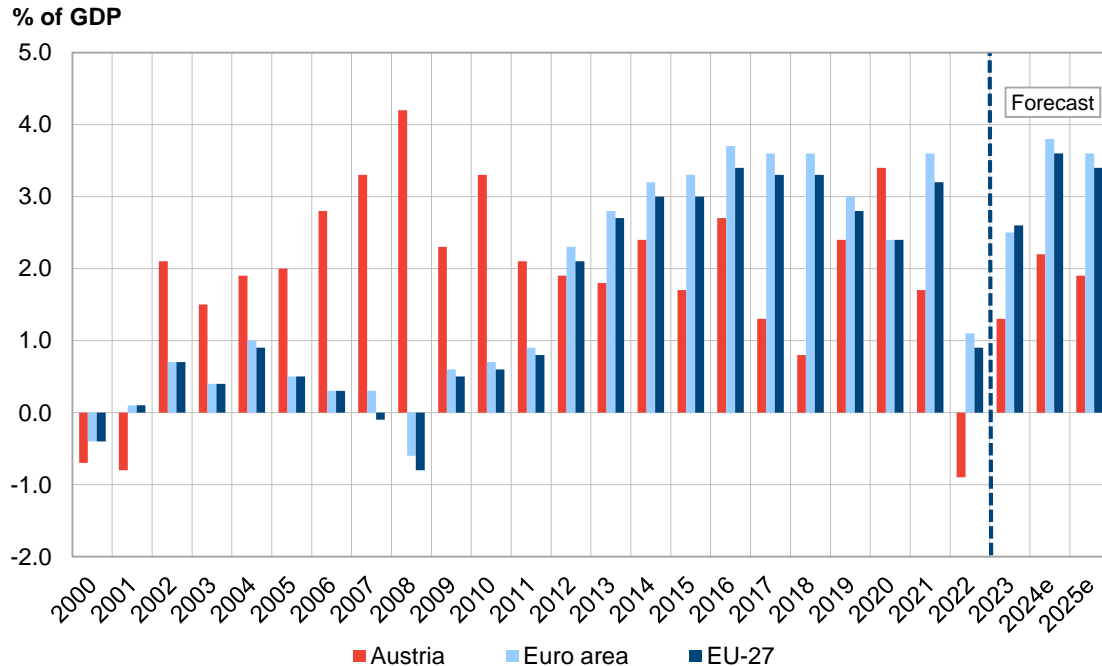


Source: European Central Bank, April 2025 / Austrian National Bank, April 2025  
 Source: ECB/ESRB, January 2025 (data as of Q3 2024) / Note: Corporate debt refers to non-financials corporations only

# Austria's Strong Current Account Balance and Positive Net lending Position

## Austria's Current Account Balance

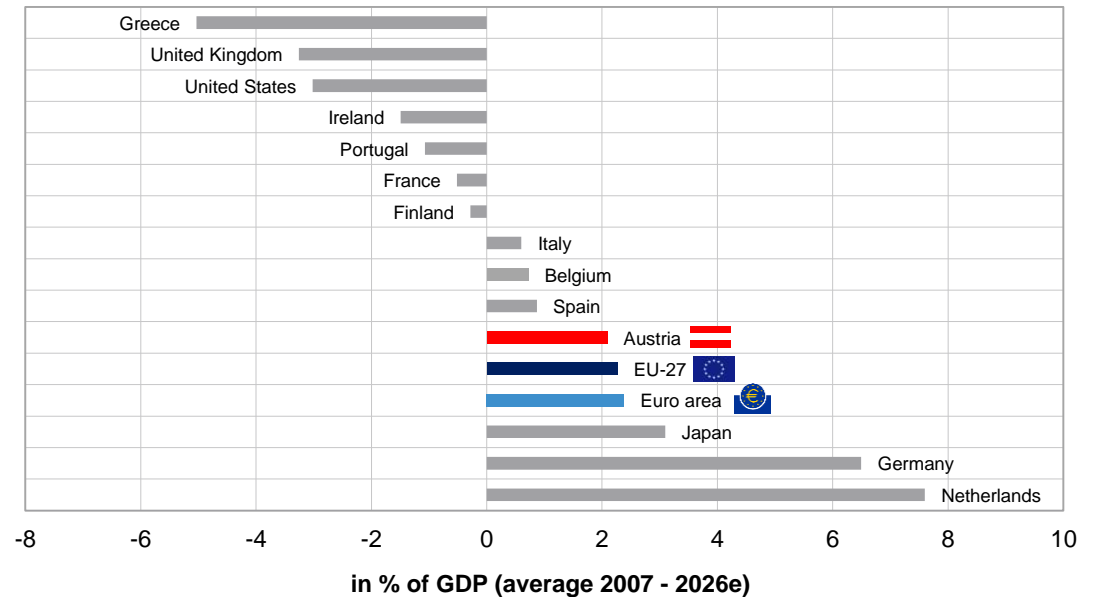
- Austria's solid current account development reflects its strong international competitiveness
- The average of Austria's current account balance over the last 20 years is above both the Euro area and the EU average



Source: Austrian Institute of Economic Research, March 2025, EC – Autumn Economic Forecast, November 2024

## Net lending (+) / net borrowing (-) of the nation in % of GDP

- Austria is an international net lender (avg. net capital export 2007-2026e: +2% p.a.)
- Austria has a positive net international investment position (2024 Q4: 24.2% of GDP)<sup>1</sup>



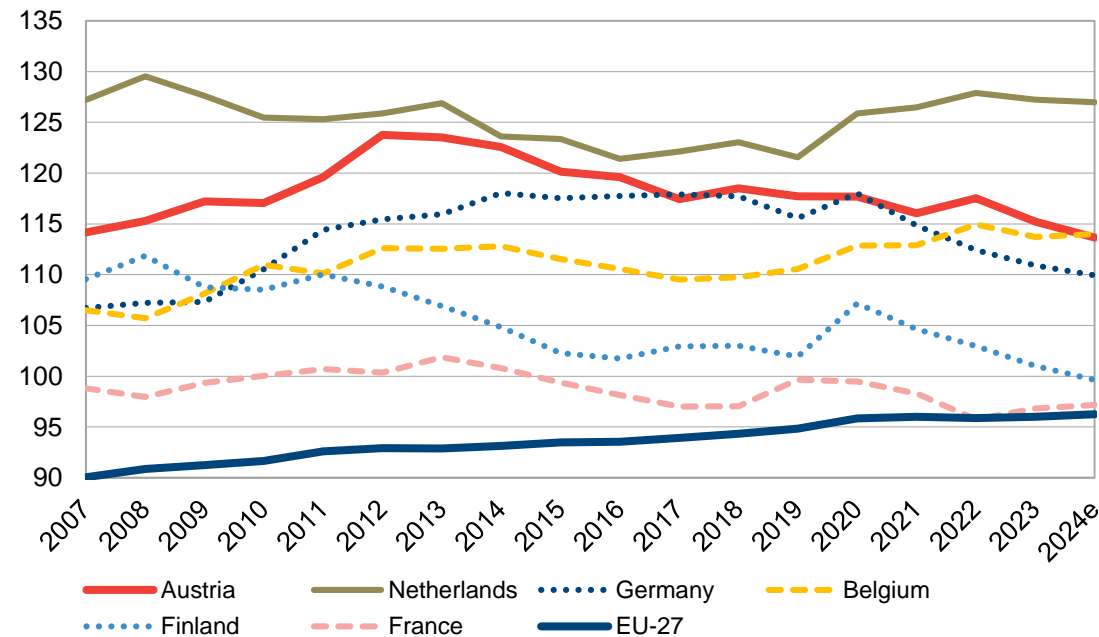
Source: EC – Autumn Economic Forecast, November 2024, <sup>1</sup> OeNB, March 2025

# High Domestic Wealth: Household Assets and GDP per Capita

## GDP per capita in PPS

- 2023: 4<sup>th</sup> highest in the Euro area
- ~15% higher than the Euro area average

in PPS (Euro area=100)

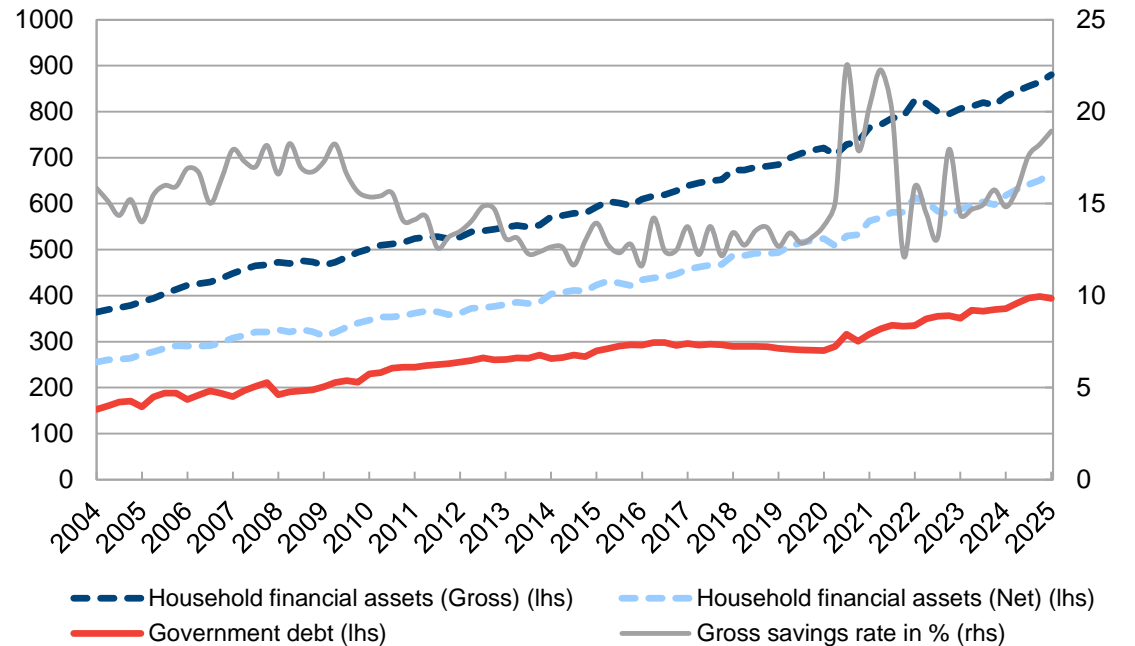


Source: EC – Autumn Economic Forecast, November 2024

## Assets vs. Debt

- Growth of households' net financial assets exceeds increase in government debt

in bn EUR

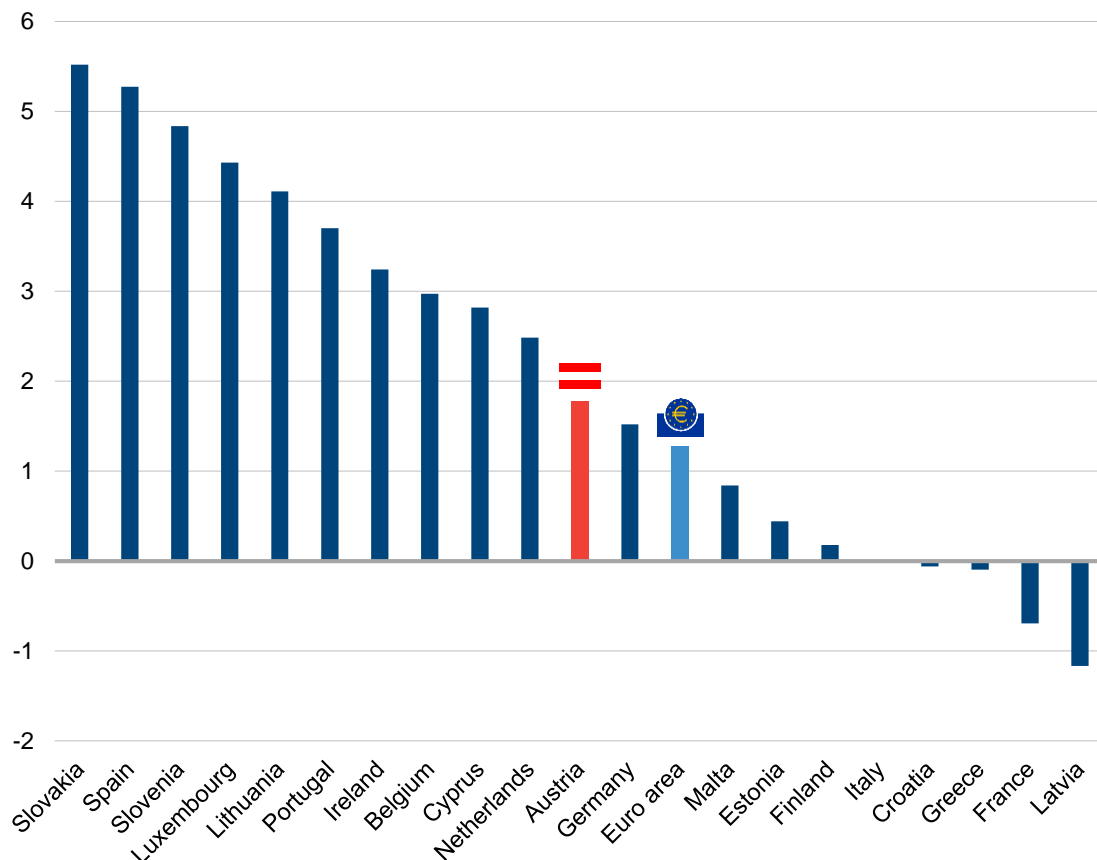


Source: Austrian National Bank, April 2025 / Statistics Austria, March 2025

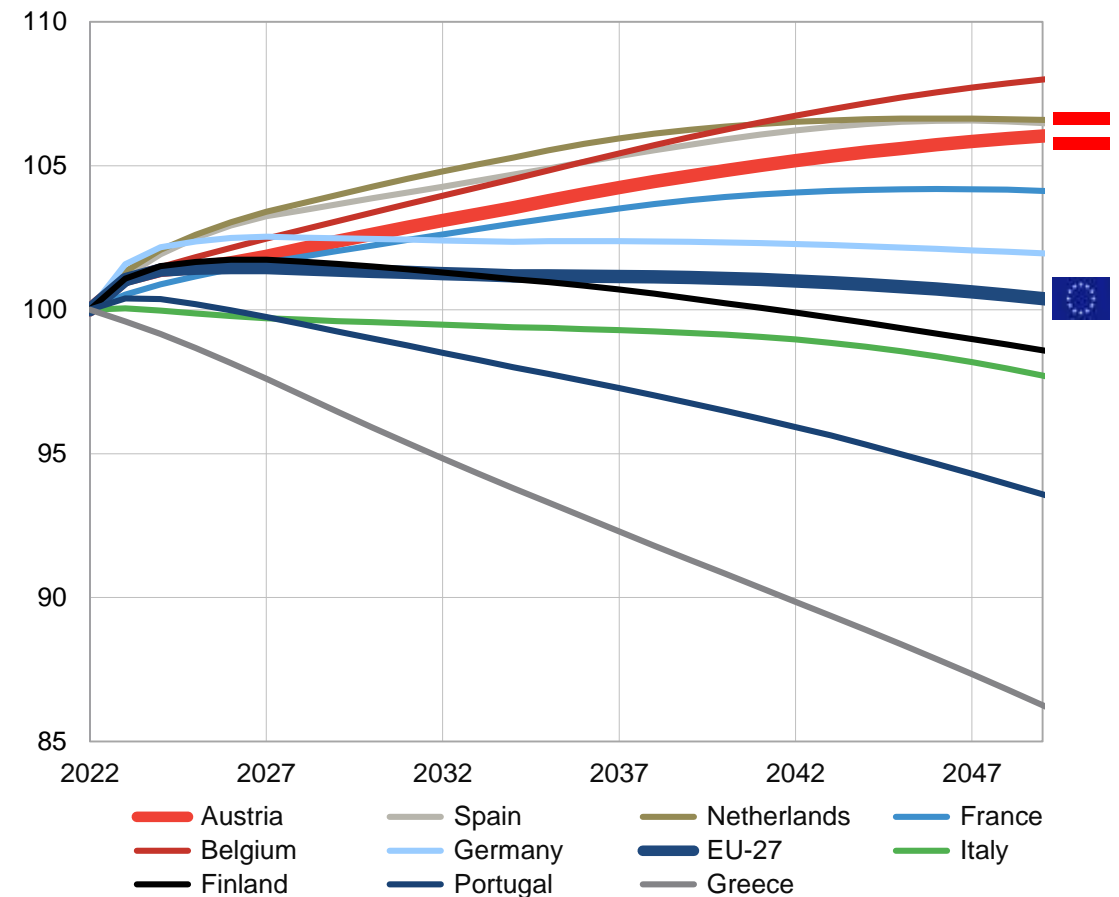


# Manageable Increase in Age-Related Expenditures and Steady Population Growth

Total ageing costs in the Euro area (projected change in pp of GDP, 2022-2050)



Austria's Population Growth Outperforms European Average



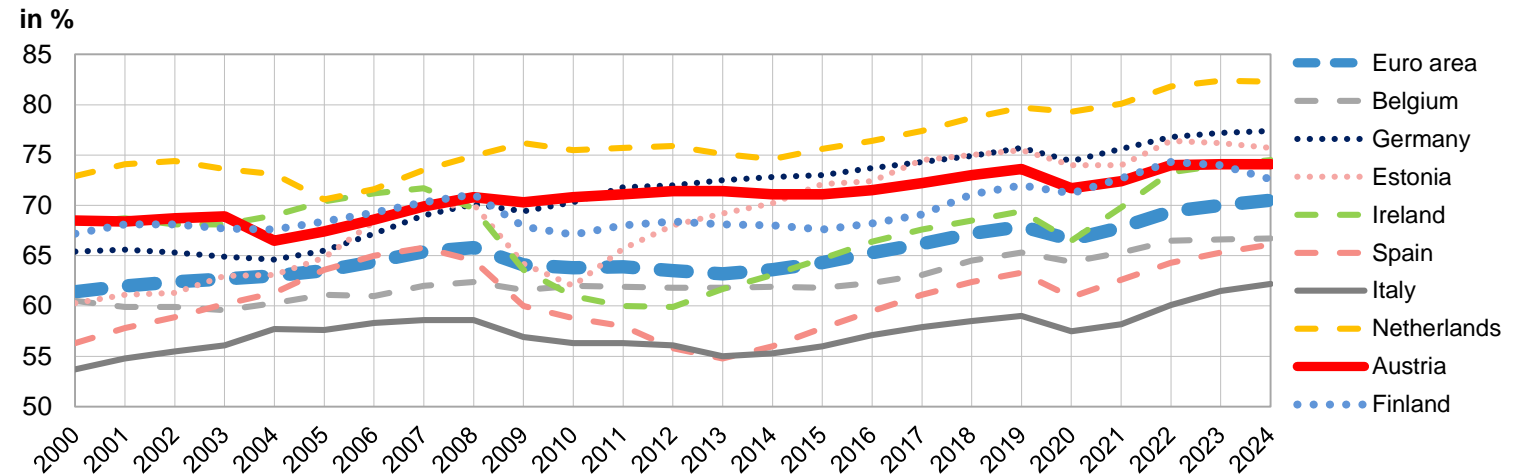
Source: European Commission Ageing Report, April 2024 (baseline scenario)

Source: Eurostat, August 2023 / Population projections (main scenario): Assumptions related to fertility, mortality, net international migration as well as the approximated values of life expectancy at birth

# Austria's Labour Market: High Participation and Low Unemployment

## Employment rate

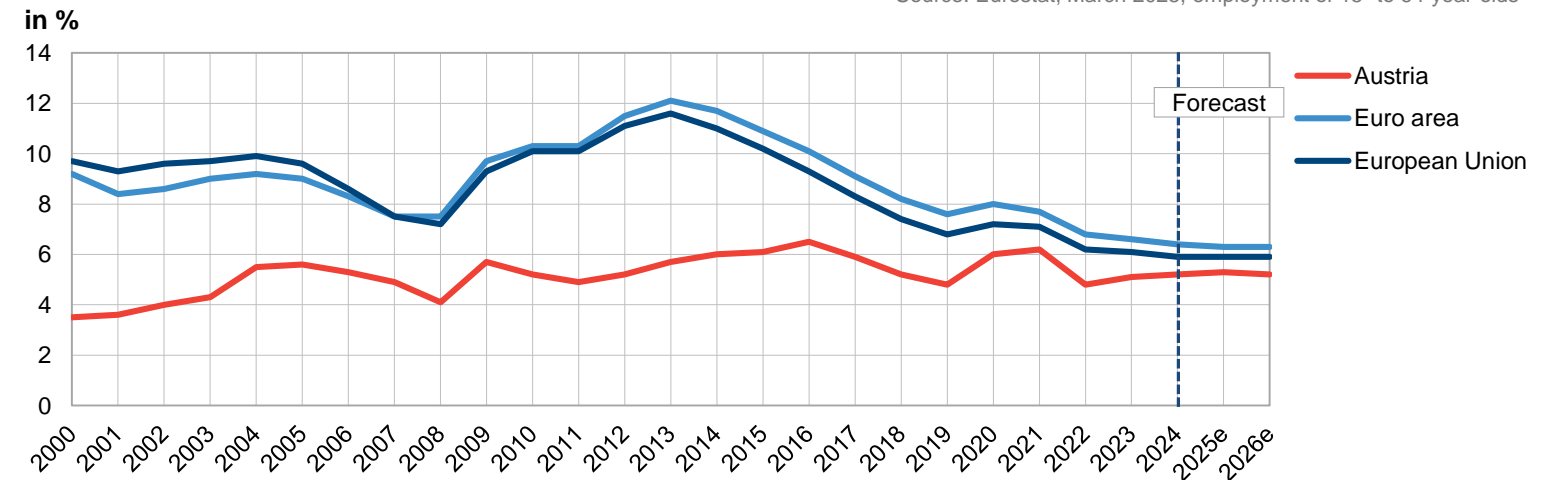
- 7<sup>th</sup> highest Employment in the Euro area
- Employment rate reached pre-COVID levels again



Source: Eurostat, March 2025, employment of 15- to 64-year-olds

## Unemployment rate

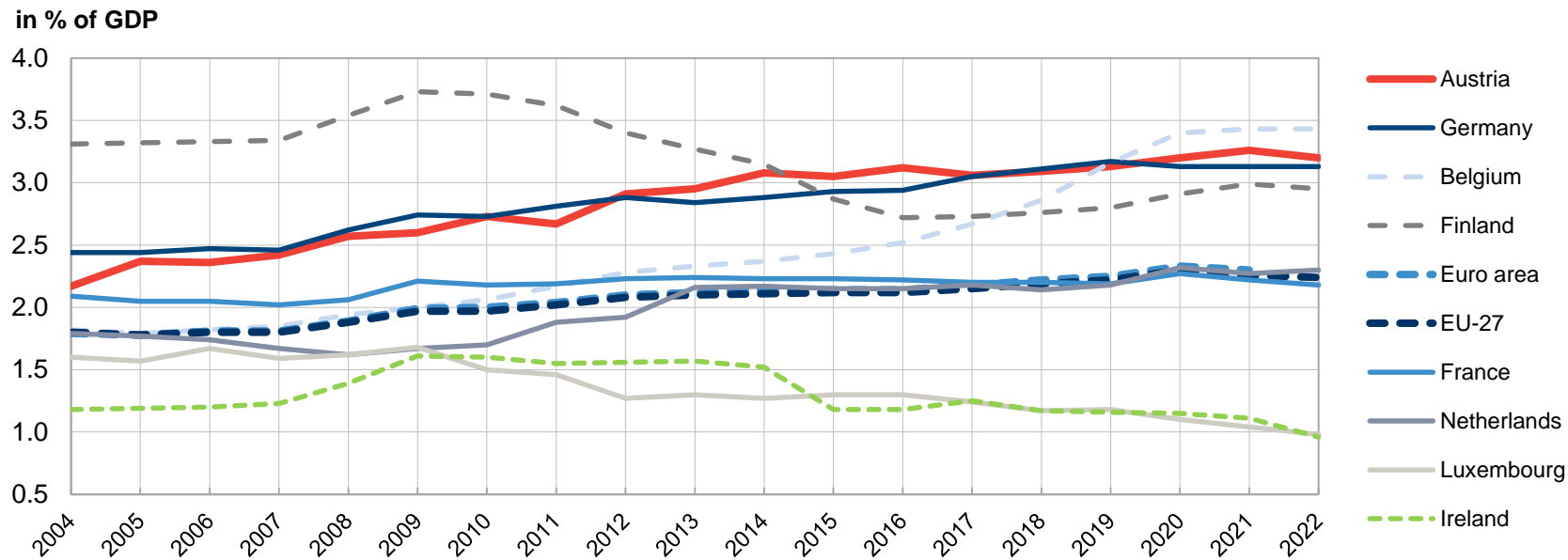
- Unemployment rate is stable and below the Euro Area average
- 4<sup>th</sup> lowest youth unemployment and 5<sup>th</sup> lowest long-term unemployment in the Euro Area in 2024\*



Source: \* Eurostat, March 2025 / Austrian Institute of Economic Research, March 2025 / EC – Autumn Economic Forecast, November 2024

# Strong Innovation Performance: Austria's R&D Expenditure above Peers

Research and Development Expenditure



Source: Eurostat, January 2024, Gross expenditure on R&D



With an expected R&D quota of 3.3% in 2024e, Austria will exceed the EU goal of 3% for the 11<sup>th</sup> year in a row<sup>1</sup>



Austria has the 3<sup>rd</sup> most researchers per capita in the Eurozone<sup>2</sup>



Austria has the 2<sup>nd</sup> most STEM (Science, Technology, Engineering, Mathematics) graduates per capita in the EU<sup>2</sup>

1) Statistics Austria, April 2024  
2) UNESCO, March 2024





# 2

## Debt Management

---

**Conservative, stable and innovative**



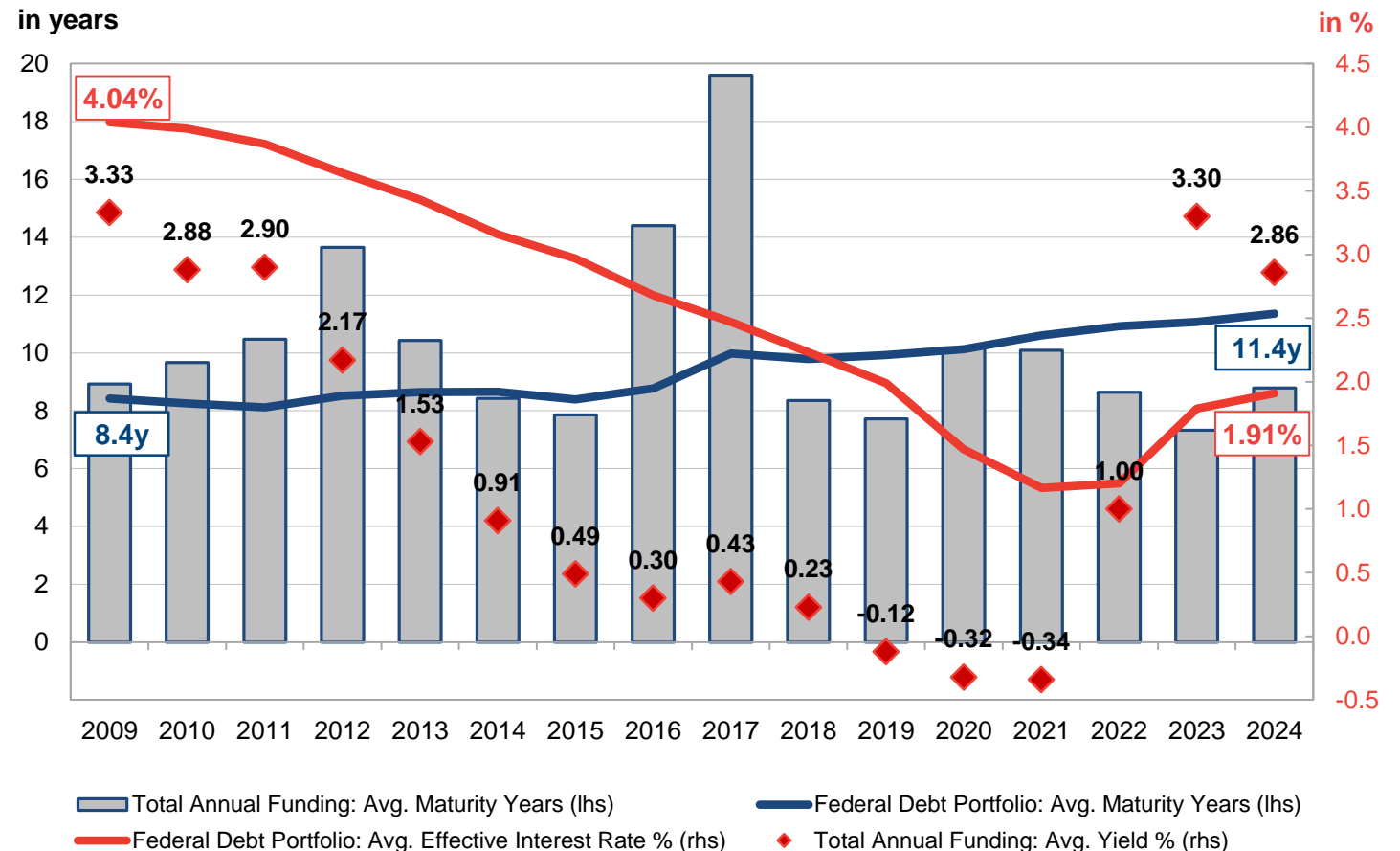


# A Reliable, Transparent and Stability-oriented Borrower

## Cornerstones of the Funding Strategy







- Diversity of funding sources (geographically and by instruments) including a dedicated retail product
- **Green funding** as an important pillar (implemented in all relevant programmes)
- Financial flexibility (e.g. to address specific investor demand)
- Capitalizing on scarcity value and strong fundamentals
- Secondary market liquidity
- Monthly auctions for bonds and bills
- 20 primary dealers for RAGBs, 19 for ATBs (20 dealers for ACPs)
- Conservative debt management strategy
  - over 90% fixed rate
  - below 20% short-term debt
- No foreign currency risk
- Well-balanced maturity profile
- Reliability, Transparency, stability-oriented approach

Key Metrics of the Federal Debt Portfolio





## Financing Instruments Republic of Austria

- Government bonds RAGB 
- Debt issuance programme (DIP 144A) 
- EMTN-Programme (Euro Medium Term Notes) 
- Australian Dollar MTN-Programme – “Kangaroo Programme“
- Loans (short- and long-term) and “Schuldschein“-Format 
- Austrian Treasury Bills (ATB-Programme) 
- Austrian Commercial Paper (ACP-Programme) 



New since April 2024: Green Bundesschatz

 **Bundes  
schatz**



## [www.bundesschatz.at](http://www.bundesschatz.at) – The new Retail Product of the Republic of Austria



Bundesschatz are securities of the Republic of Austria, which can be purchased directly from the Austrian Treasury (online or by post)



They are available in various tenors (from one month to ten years). The minimum investment is 100 euros. Launch was in April 2024.



The interest rates for the respective tenors are based on current market interest rates. They are always fixed for the entire term chosen.



There are no fees or charges when purchasing/holding or selling Bundesschatz. There is no subscription-period, Bundeschatz can be bought online 24/7.



Legitimation & Authentication takes place via ID Austria. This offers great advantages in terms of security and guarantees a quick and efficient account opening (below 60 seconds). Analogue alternative available.

### Conventional

1 Month



12 Months



10 Years



### Green

6 Months

GREEN



4 Years

GREEN

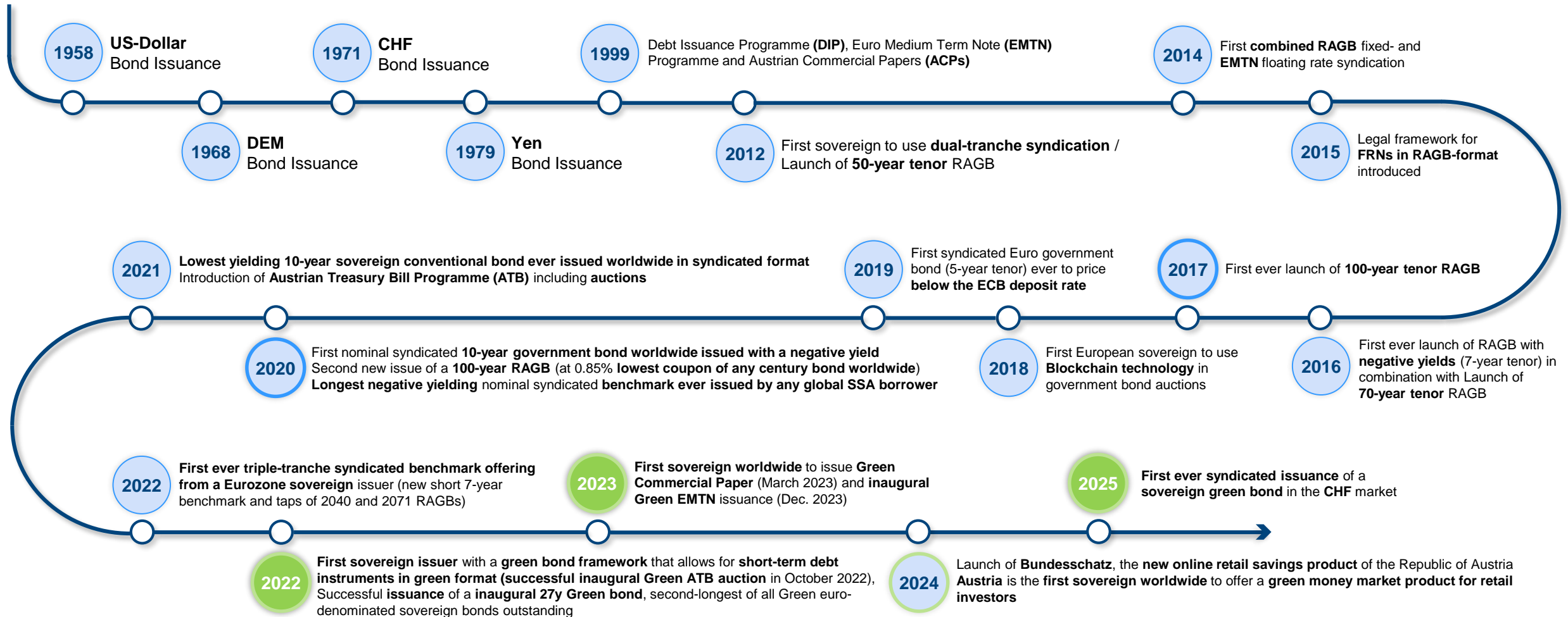


Austria is the first sovereign worldwide to offer a green money market product for retail investors.



Bundesschatz is also available in Green format with tenors of 6 months and 4 years. Proceeds raised through Green Bundesschatz are used exclusively to finance green expenditures and investments by the Republic of Austria.

# Funding Milestones of the Republic of Austria



## Primary Dealer Panel Republic of Austria

<b>20 Primary Dealers for Austrian Government Bonds and 19 for Austrian Treasury Bills</b>			<b>for RAGBs</b>	<b>for ATBs</b>
Barclays Bank Ireland PLC			X	X
BAWAG P.S.K. Bank für Arbeit und Wirtschaft und Österreichische Postsparkasse AG			X	
BNP Paribas			X	X
BofA Securities Europe SA			X	X
BRED Banque Populaire				X
Citibank Europe plc			X	X
Commerzbank AG			X	X
Deutsche Bank Aktiengesellschaft			X	X
Erste Group Bank AG			X	X
Goldman Sachs Bank Europe SE			X	X
HSBC Continental Europe			X	X
J.P. Morgan SE			X	X
Landesbank Baden-Württemberg			X	X
Morgan Stanley Europe SE			X	X
Natixis			X	X
Nomura Financial Products Europe GmbH			X	X
Oberbank AG			X	X
Raiffeisen Bank International AG			X	X
Société Générale			X	X
UniCredit S.p.A.			X	X
Volksbank Wien AG			X	
<b>20 Dealers for Austrian Commercial Papers</b>				
ABN AMRO Bank N.V.	Commerzbank AG	J.P. Morgan SE		
AFS Interest B.V.	Coöperative Rabobank U.A.	Nomura Financial Products Europe GmbH		
Bank of America Europe DAC	DenizBank AG	Raiffeisen Bank International AG		
Barclays Bank Ireland PLC	Erste Group Bank AG	Société Générale		
BNP Paribas	Goldman Sachs Bank Europe SE	UBS Europe SE		
BRED Banque Populaire	HSBC Continental Europe	UniCredit Bank GmbH		
Citigroup Global Markets Europe AG	ING Bank N.V.			

## Funding 2025 – Outlook

**RAGB issuance 2025:** **EUR 43 – 47 bn**  
*2024: EUR 48.5 bn*

**Short-term debt instruments change in stock<sup>1)</sup>:** **EUR 2 – 4 bn**  
*2024: EUR -2.3 bn*

1) Short-term debt stock as of end-2024: EUR 22.4 bn

Thereof new Green issuance 2025<sup>2)</sup>:



**over EUR 6.0 bn**

*(2024: EUR 6.2 bn)*

<sup>2)</sup> Indicative amount only. The actual green issuance volume depends on available eligible green expenditures from budget execution 2024 and 2025e (to be specified until Q2 2025). Up to 20% of Green issuance is intended to be done via Green short-term green funding instruments.



**RAGB syndications 2025:**

**three** syndicated EUR issues

*(2024: three)*



**Total portfolio tenor (end-2025):** 10.25 – 11.75 years ➡ (end of 2024 – preliminary: 11.4 years)

**Total interest fixing period (end-2025):** 11.00 – 12.50 years ➡ (end of 2024 – preliminary: 11.9 years)

- As of April 15, 2025: **over 40%** of total RAGB issuance **completed**

## RAGB Auction Calendar 2025

Announcement	Issue date	Value date	Details
Jan 2	<b>Jan 7</b>	Jan 9	EUR 1.15 bn increase of 2.50% RAGB 2024-2029 EUR 0.86 bn increase of 0.70% RAGB 2021-2071
Jan 27	<b>Jan 28</b>	Feb 4	EUR 5.00 bn syndication of new 2.95% RAGB 2025-2035 EUR 1.50 bn syndicated increase of 1.85% Green RAGB 2022-2049
Jan 30	<b>Feb 4</b>	Feb 6	EUR 0.99 bn increase of 3.45% RAGB 2023-2030 EUR 0.99 bn increase of 3.20% RAGB 2024-2039
Feb 27	<b>Mar 4</b>	Mar 6	EUR 1.04 bn increase of 2.95% RAGB 2025-2035 EUR 0.98 bn increase of 3.15% RAGB 2023-2053
Apr 3	<b>Apr 8</b>	Apr 10	EUR 1.04 bn increase of 2.95% RAGB 2025-2035 EUR 1.46 bn increase of 3.45% RAGB 2023-2030
Apr 30	<b>May 6</b>	May 8	
May 28	<b>Jun 3</b>	Jun 5	
Jul 3	<b>Jul 8</b>	Jul 10	
Jul 31	<b>Aug 5</b>	Aug 7	
Sep 4	<b>Sep 9</b>	Sep 11	
Oct 2	<b>Oct 7</b>	Oct 9	
Oct 30	<b>Nov 4</b>	Nov 6	
Dec 4	<b>Dec 9</b>	Dec 11	



Volume and tenors are announced on Thursdays in the week prior to the auction date at [www.oebfa.at](http://www.oebfa.at)

# ATB Auction Calendar 2025

Announcement	Auction date	Value date	Details	ISIN
Dec 12, 2024	Jan 28	Jan 30	ATB 2025-07-24 - EUR 1.02bn ATB 2025-04-24 - EUR 1.02bn	AT0000A3GRH0 AT0000A3DV02
	Feb 25	Feb 27	ATB 2025-05-30 (G) - EUR 2.00bn ATB 2025-04-24 - EUR 1.00bn	AT0000A3GRG2 AT0000A3DV02
	Mar 25	Mar 27	ATB 2025-09-25 (G) - EUR 0.75bn ATB 2025-07-24 - EUR 1.00bn	AT0000A3GRJ6 AT0000A3GRH0
Mar 31, 2025	Apr 22	Apr 24	ATB 2025-07-24 – 1bn ATB 2025-10-30 – 1bn	AT0000A3GRH0 AT0000A3KPE3
	May 27	May 30	ATB 2025-07-24 – 1bn ATB 2025-08-28 (G) – 2bn	AT0000A3GRH0 AT0000A3KPF0
	Jun 24	Jun 26	ATB 2025-09-25 (G) – 0.5bn ATB 2025-10-30 – 1.5bn	AT0000A3GRJ6 AT0000A3KPE3
Jun 30, 2025	Jul 22	Jul 24		
	Aug 26	Aug 28		
	Sep 23	Sep 25		
Sep 30, 2025	Oct 28*	Oct 30		
	Nov 25*	Nov 27		
	Dec 16*	Dec 18		



\*December remains a reserve auction date. Please note that the volume for the October and November auctions will only be announced in the week before the auction dates.

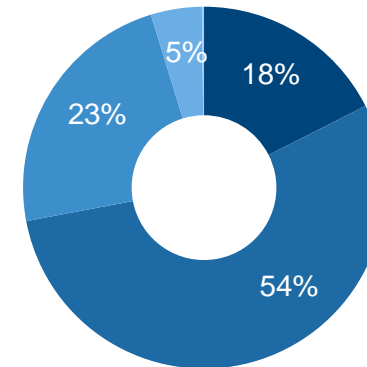
# Dual-tranche syndication of the Republic of Austria (January 2025)

EUR 5.00bn 10-year October 2035, **EUR 1.50bn Green 2049 tap**

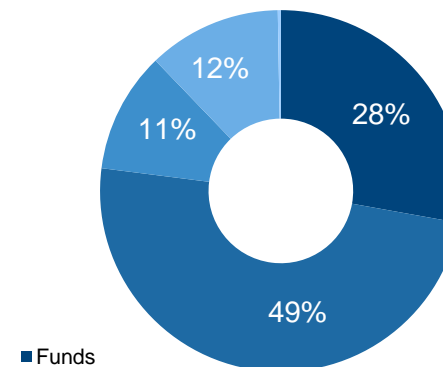
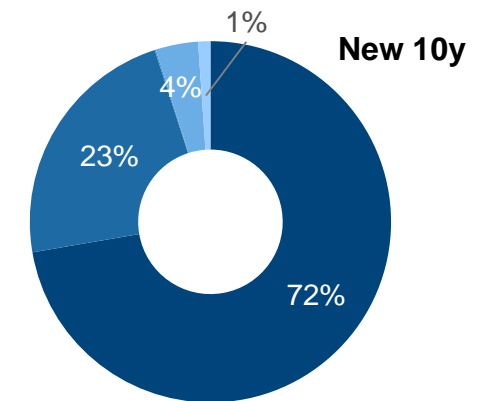
<b>Issue Ratings</b>	AA+ (pos) / Aa1 (stab) / AA+ (neg) / AAA (stab) / AA+ (stab) S&P / Moody's / Fitch / DBRS / Scope	
<b>Format</b>	Domestic Government Bond, RegS/144a eligible, CAC	
<b>Tranches</b>	<b>New 10-year</b>	<b>Green 2049 tap</b>
<b>Maturity Date</b>	20 February 2035	23 May 2049
<b>Total Issue Amount</b>	EUR 5.00bn (incl. EUR 0.25bn own retention)	EUR 1.50bn (incl. EUR 0.25bn own retention)
<b>Form of Notes</b>	Bearer Notes, Senior, Unsecured, Unsubordinated	
<b>Settlement</b>	4 February 2025	
<b>Coupon</b>	2.95%	1.85%
<b>Issue Spread</b>	MS +48bps	MS +78bps
<b>Re-offer Price / Yield</b>	99.596 / 2.997% p.a.	77.575 / 3.190% p.a.
<b>Re-offer Spread vs BM</b>	+43.7bps (2.50% DBR 02/35)	+43.0bps (1.25% DBR 08/48)
<b>Listing</b>	Vienna, Frankfurt	
<b>ISIN</b>	AT0000A3HU25	AT0000A2Y8G4
<b>Joint Bookrunners</b>	BofA Securities, Deutsche Bank, Erste Group, J.P. Morgan, Morgan Stanley and Raiffeisen Bank International	

- On Tuesday, **28 January 2025**, the Republic of Austria successfully priced a EUR 6.50bn dual-tranche transaction comprising a new **10-year Green benchmark bond** yielding 2.997% p.a. and a tap of the Green 2049 RAGB yielding 3.190%.
- High demand** led to an average oversubscription of 8.5x; final books closed at over EUR 51bn (EUR 35bn for the 10-year and above EUR 15bn for the Green 2049 tap). This represents the largest combined order book size achieved in any Austrian government bond dual-tranche transaction in the history of the Republic.
- Distribution for both lines was well-diversified by investor type and order size with 267 different investors participating in the transaction.

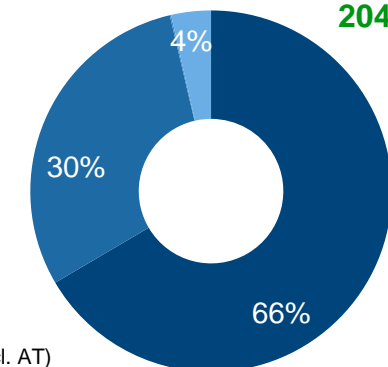
**Distribution by Investor Type**



**Distribution by Geography**



**2049 Green tap**



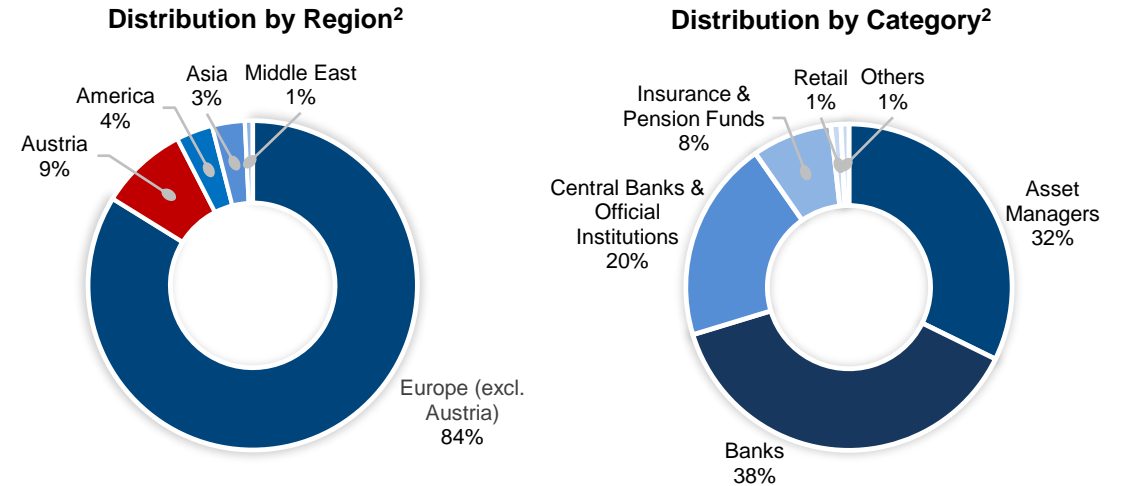
- Funds
- Banks
- CBs/Official Institutions
- Insurance / Pension funds
- Retail / Other

- Eurozone (incl. AT)
- Other Europe (UK, NOR, CH)
- Middle East
- America
- Asia



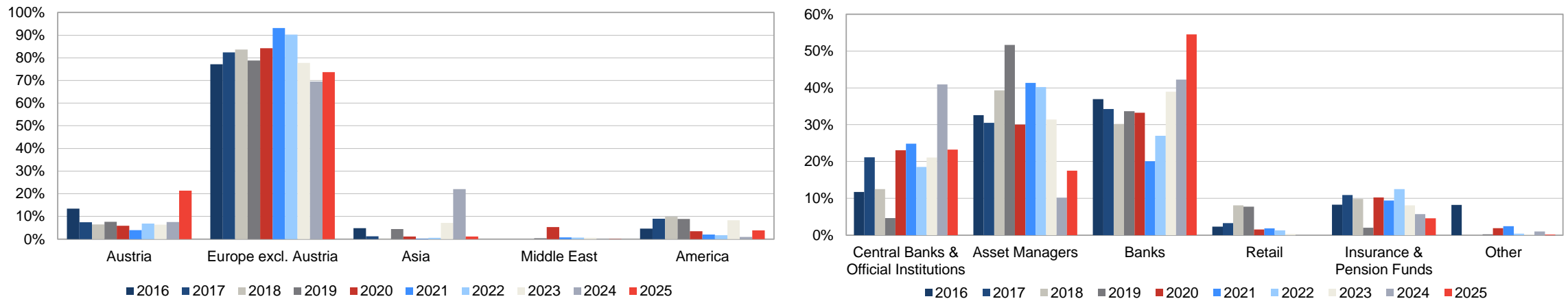
# Diversified and Stable Investor Base

- Diversified investor base with Euro area as home market (and strong overweight by Austrian investors)
- Around 90% of debt held by investors domiciled in Europe
- More than 80% of non-domestically held bonds are within the Euro area<sup>1</sup>



Source: 1) IMF (CPIS), share of non-domestically held long-term debt securities as of 2023  
 2) Austrian Treasury estimates: syndicated RAGB issues 2021-2025

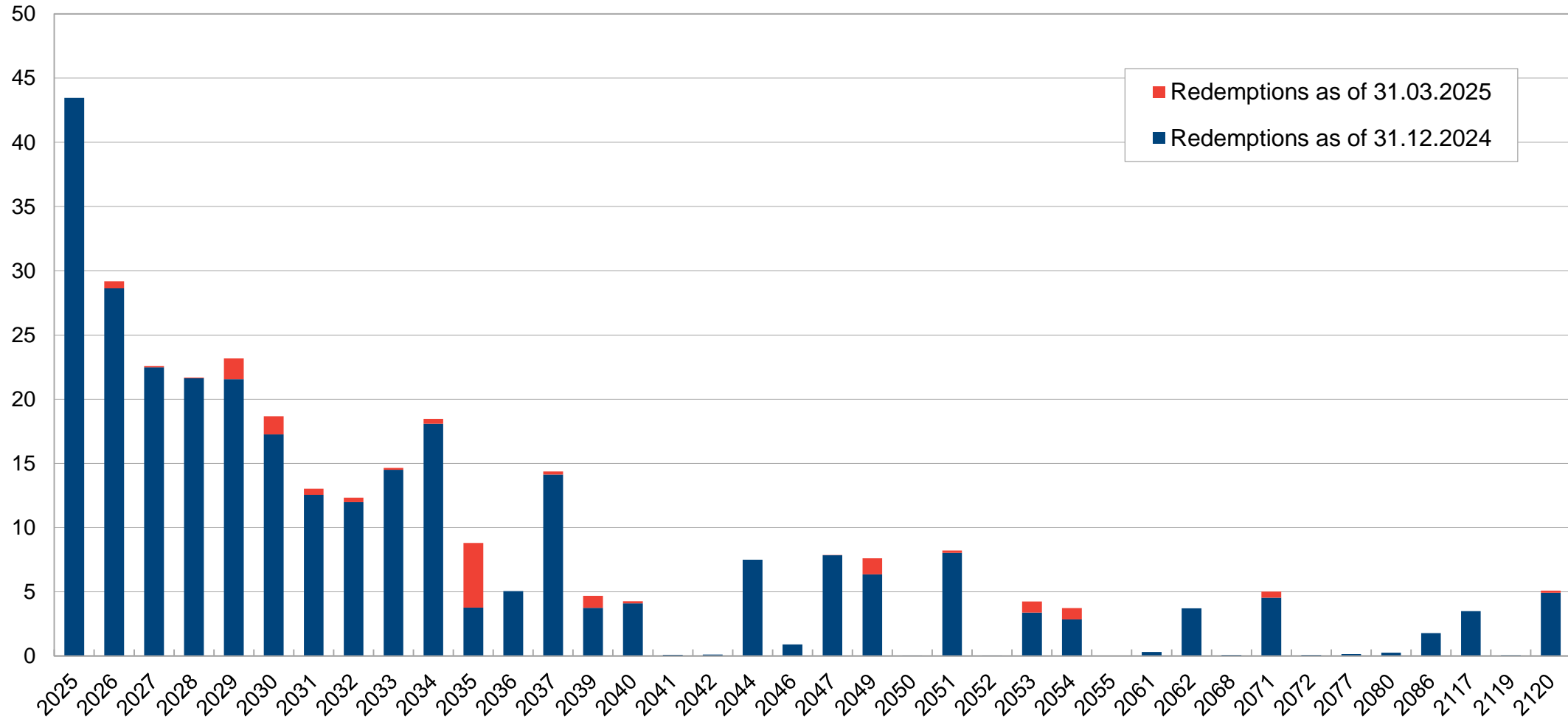
Investors by type and region (syndicated 10y RAGB issues)





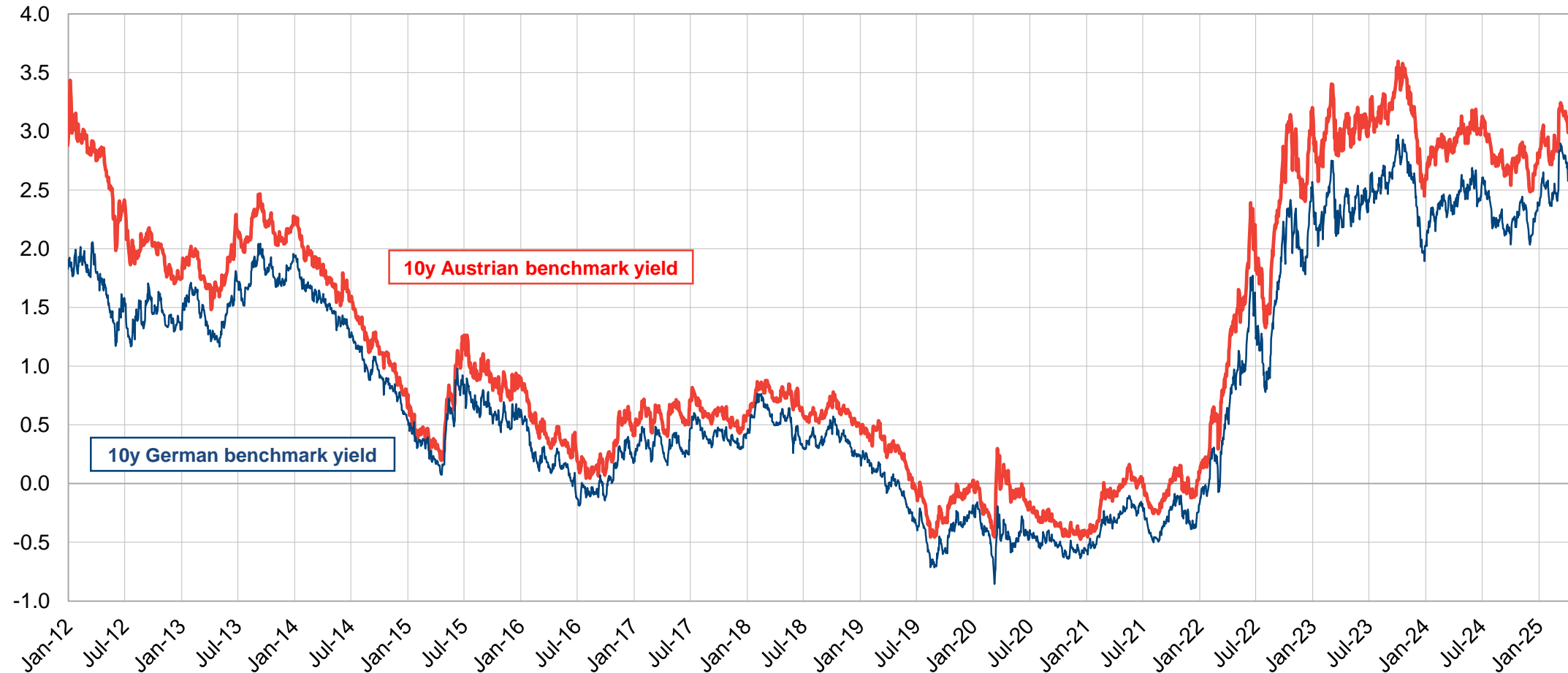
## Debt Portfolio – Redemption Profile Well Diversified

in bn EUR



# 10y Yields – Austria vs. Germany

Yield in %



Source: Bloomberg (as of April 11, 2025)

# 3

## Green Issuance

---

**Austria's Green Securities – an investment in the nation's environmental standing and environmental future**





# The Republic of Austria is already a Leader in Sustainability

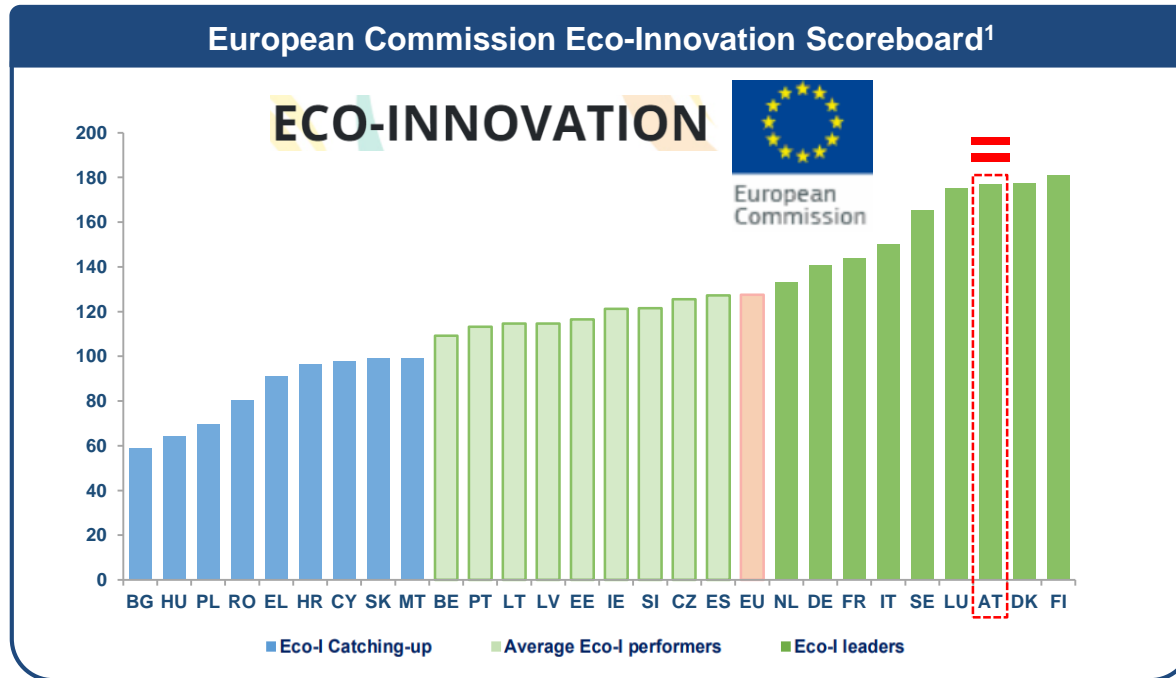
## Sustainability Country Ranking<sup>1</sup>



Notes: 1) Sustainability rankings available at [www.uebfa.at](https://www.uebfa.at)



## ... and Austria is one of the most ambitious countries on climate action...



**Austria ranks 3<sup>rd</sup> in the European Commission Eco-Innovation Scoreboard<sup>1</sup>**

**Austria ranks 1<sup>st</sup> in the euro area with 88% share of renewable energy sources used for electricity. That is nearly double the figure of the EU average (41%)<sup>2</sup>**

**Austria has the 2<sup>nd</sup> highest inland water quality in the EU<sup>3</sup>**

**With 62.3% Austria has the 2<sup>nd</sup> highest recycling rate of municipal waste in the EU<sup>4</sup> and with less than 4% one of the lowest plastic waste mismanagement quotas in the world<sup>5</sup>**

**Austria ranks 1<sup>st</sup> among all EU member states with 25.7% of its overall agricultural area utilized under organic farming in 2020<sup>6</sup>**

**Recovery and Resilience Facility RRF\***

- With **56%** Austria has one of the **highest shares** of estimated expenditures of its recovery and resilience plan dedicated to **measures contributing to climate objectives** (EU average: 47%)
- The **RRF allocation** (incl. REPowerEU funds) for Austria (only grants) amounts to **EUR 3.96bn**
- Further Information regarding Austria's recovery and resilience plan can be found [here](#)

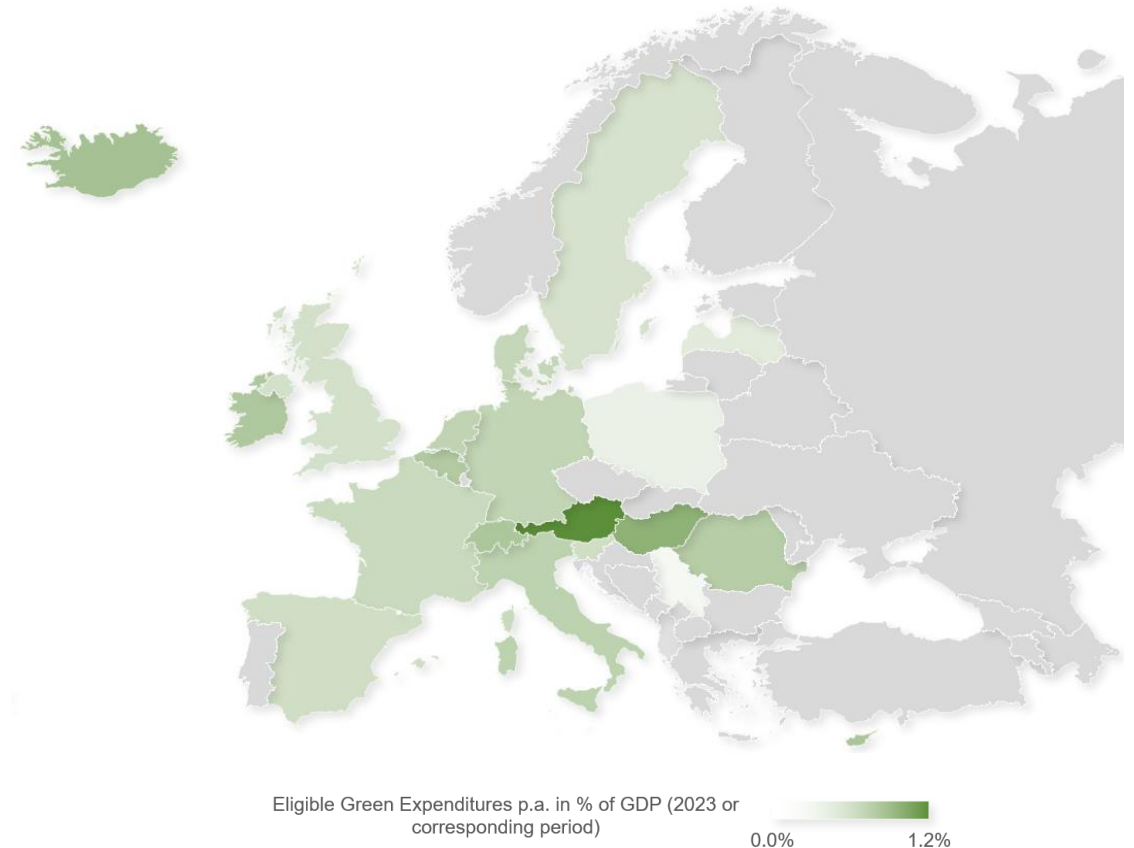
1) European Commission, October 2024 (captures different aspects of eco-innovation via 12 indicators)  
 2) Eurostat, November 2024  
 3) European Environment Agency, State of bathing waters in 2023, May 2024  
 4) Eurostat / European Environment Agency, November 2024  
 5) Plasteax, 2023  
 6) Eurostat, October 2024

\* Expenditures proposed by the federal government in Austria's Recovery and Resilience Plan for the NGEU programme are excluded from the allocation to Green Government Securities.

## ... with the highest share of green expenditures among sovereigns

- The Republic of Austria has already a **wealth of expertise in financing projects for green purposes**
- Public households have substantially stepped up greening their budgets
- The Republic of Austria has the **highest share of eligible green expenditures** under the green framework across all sovereign Green Bond issuers **worldwide**<sup>1</sup>

- Around 3.5% of the Austrian 2023 central government expenditures are green under the Austrian Green Bond Framework
- This represents around 1.2% of GDP



1) Measured in % of GDP (2023 or corresponding period) / Source: Eurostat, DMO and Ministry of Finance websites / grey = no Green Bond issuer or no data on green expenditures available

## Other relevant ESG Indicators

### Selected Principal Adverse Impact Indicators (PAI)<sup>1</sup>



The **Republic of Austria** ranks **13<sup>th</sup> out of 142 countries** in the **WJP Rule of Law Index**, which measures the the level of corruption, lack of fundamental rights, and the deficiencies in civil and criminal justice<sup>2</sup>



Austria is among the 10<sup>th</sup> percentile of the most stable countries in the world<sup>3</sup> (ranked as **13<sup>th</sup> best out of 179** countries in the **Fragile State Index**)



The score of **93 - out of a possible 100 points** - in the **Freedom House Index**, validates the **Republic of Austria's** strive for an open, tolerant and free society<sup>4</sup>



The Institute for Economics and Peace ranks the **Republic of Austria** in its **Global Peace Index** as the **3<sup>th</sup> most peaceful country** in the world (out of 163)<sup>5</sup>

1) According to SFDR (Sustainable Finance Disclosure Regulation)

2) World Justice Project, WJP Rule of Law Index 2024, October 2024

3) The Fund for Peace, Fragile State Index, July 2024

4) Freedom House, Freedom House Index, February 2025

5) Institute for Economics and Peace, Global Peace Index 2024, June 2024






# Austria's Environmental & Climate Strategy manifests itself in a multitude of supranational and national initiatives and legislations


**Austria's Climate Strategy: Main overarching goals**

**2030**

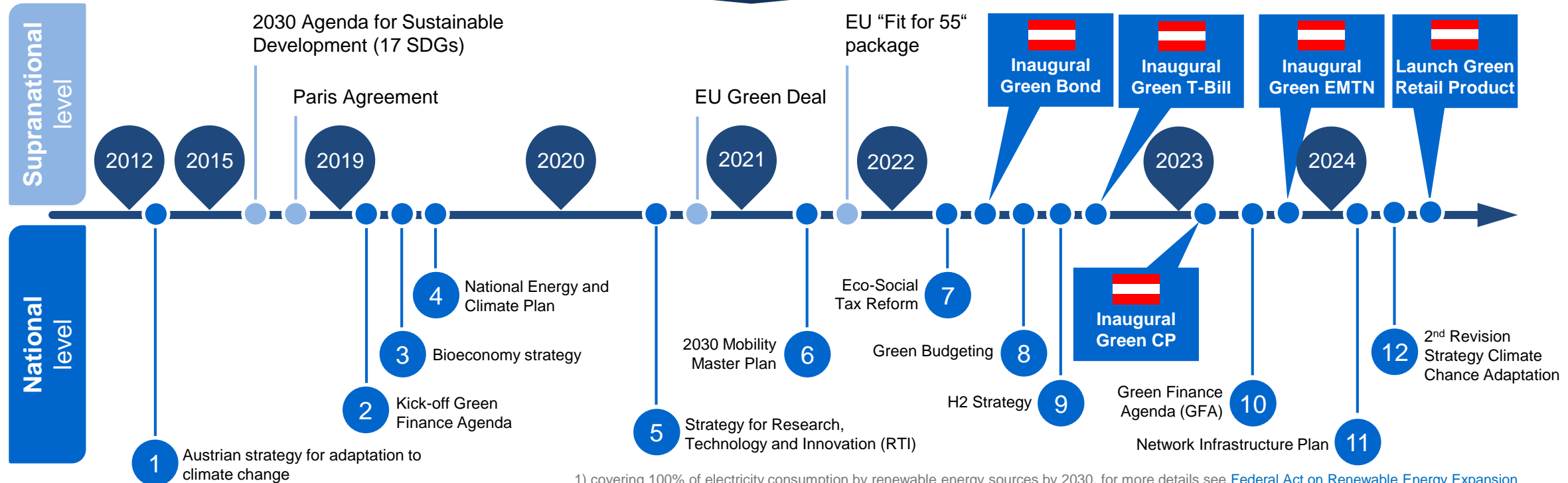


**100% net renewable electricity<sup>1</sup>**

**2040**



**Climate neutrality<sup>2</sup>**



1) covering 100% of electricity consumption by renewable energy sources by 2030, for more details see [Federal Act on Renewable Energy Expansion](#)  
 2) reaching Net Zero GHG emissions by 2040, for more details see [Government-programme](#) p.17

# The Republic of Austria believes in the effectiveness of the sustainable finance market to support Austria's ambitious climate change strategy

## Four components of Austria's Green Framework



## Key features and rationale

- Austria is a **leader in the sustainability space** and its federal budget already contains a high proportion of green expenditures
- The implementation of this Green Framework promotes and **highlights Austria's strong environmental agenda** aiming at increasing the participation Austria's private sector to achieve the levels of investment required to ensure **environmental sustainability** and **decarbonise the economy** with a view to **achieving net-zero GHG emissions**
- Besides contributing to Austria's environmental goals, the Green Framework aims at:
  - providing investors with an opportunity to **diversify** their investment portfolios towards **sustainable assets**
  - **expanding Austria's broad investor base** and potentially increasing the demand for Austrian debt securities overall
  - promoting and **developing** the domestic and international **short- and long-term Green Government Securities Market**
- The Republic of Austria's Green Framework is aligned with the 2021 version of the **Green Bond Principles (GBP)**, as published by the International Capital Market Association (ICMA)



# Strategic considerations for Austria's Green Funding & Features of Green Securities

## Key similarities to conventional financing instruments

Green securities have the **same characteristics as all other financing instruments** issued by the Republic of Austria, with regards to:

- Legal format
- Governing law
- Issuance method
- Initial size
- Reopening of outstanding issues

## Key differences to conventional financing instruments

- **Use of Proceeds** of Green financing instruments:
  - In a conventional government security the Use of Proceeds are not specified in the terms. However, money raised by a Green Security will be invested in predetermined climate and environmental projects and will be tracked after issuance
- **Detailed Green reporting**, through regular allocation and impact reports
- Additional documentation in the form of a **Green Framework** and **Second Party Opinion** on the framework, and comprehensive **allocation and impact reporting**.

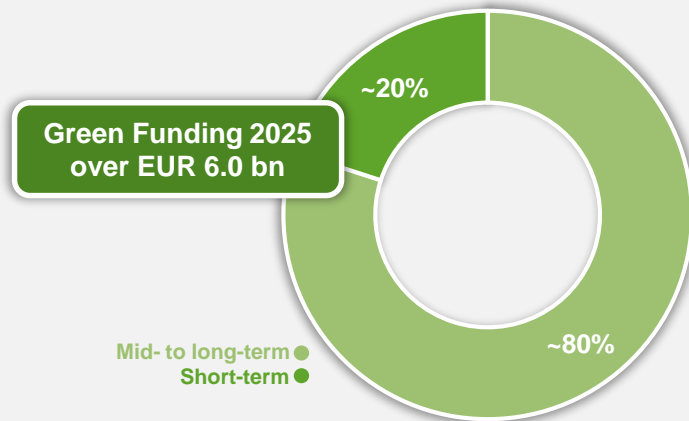
The Republic of Austria has **published its second combined Green Investor Report**, including information on both allocation and impact in **June 2024** (confirmed by a strong SPO from ISS)

The Republic of Austria issues **Green instruments across a broad spectrum of the curve** (incl. short-term debt instruments) and has **already issued Green financing instruments in all possible formats**.

# Green Funding Strategy and Green Highlights of 2024

## Green Funding Strategy

As long as the current green framework is valid, we aim for a split of **around 80% of eligible green expenditure for medium/long-term** (e.g. Green Austrian Government Bonds, Green Loans) and up to **20% for short-term financing instruments** (e.g. Green Austrian Treasury Bills, Green Commercial Paper, Green Deposits).

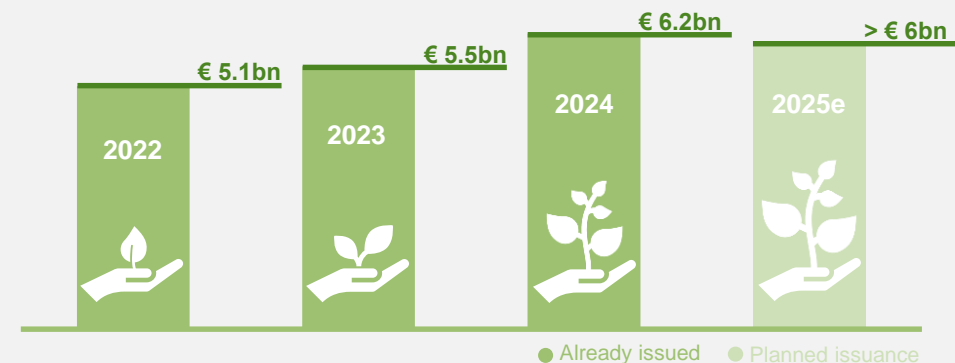


The Republic of Austria will **report on all (medium/long-term and short-term) green instruments outstanding at the date of the reporting** to avoid the risk of double counting. Additionally, information on related roll-overs in the reporting period will be included.

## Green Highlights 2024

- Increase of the two outstanding Green Bonds RAGB 2049 (G) and RAGB 2029 (G) by EUR 1.25 billion each as part of a triple syndication in January 2024 (first transaction worldwide with two Green Bonds at the same time)
- Increase of the Green Bond 2029 (G) by EUR 953 million (RAGB auction in July)
- Successful rolling of the Green Treasury Bill in four auctions throughout the year
- Expansion of bilateral issuance of Green Commercial Paper
- Launch of the (Green) Bundesschatz in April 2024: Austria is the first sovereign worldwide to offer a green money market product for retail investors (with maturities of 6 months and 4 years) - very well received by the retail investors

### Development of the annual green funding volume

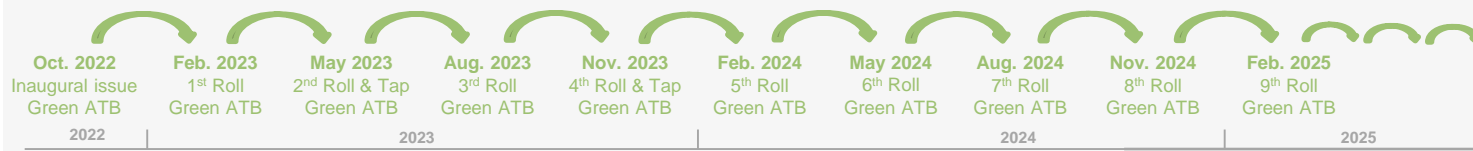


# Republic of Austria - Green Short-Term Pioneer

## Green Austrian Treasury Bills

- After the successful **first green ATB issuance** (EUR 1 bn) via auction on **October 18, 2022** (strong Bid-to-Cover Ratio of 2.7x and more than 85% green investors) this issue was rolled for the first time at the auction on February 21, 2023 into ATB 2023-05-25 (G)<sup>1</sup>
- The **roll overs** received a very **warm welcome by the market**, with strong demand in all auctions (avg. Bid-to-Cover Ratio: 2.2x)
- The green ATBs were **successfully tapped** in auctions and bilateral issuances to an **outstanding volume of EUR 2.8 bn<sup>2</sup>**
- Development of a **loyal green investor base**, proven by the fact that around 50% of the investors have rolled over their positions in the Green T-bill auctions
- Starting in March 2025, an **additional 6-month green ATB** will be rolled parallelly to the existing 3-month green ATB.

## Rolling of Green Austrian Treasury Bills



## Green Commercial Paper

- **First Green Commercial Paper** issued by any **sovereign worldwide on March 6, 2023** as part of the Green short-term funding 2023
- **Tailor-made bilateral issuance** in all currencies possible
- **Flexible tenors:** rolling into a subsequent Green ACP possible

## Green EMTN

- With the issue of a **Green EMTN** in December 2023, the Republic of Austria has now made **use of all the green financing instruments available** under the Green Framework published in 2022.
- **Tailor-made bilateral issuance** in all currencies possible, short- and medium-/long-term

## Green Deposits

- First Green Deposit used on March 2023 as part of the Green short-term funding 2023
- **Flexible tenors**
- **Available only in EUR**

1) Further details available in the quarterly announced [ATB auction calendar](#)

2) as of April 11, 2025

## Key Elements of Green ATBs and Green ACPs

	Green ATBs	Green ACPs
<b>ESG Rating</b>	Sustainalytics Country Risk Rating: 11.14 (low risk) ISS ESG Country Rating: Prime (B), SDG Index Score: 82.3	
<b>Credit Rating</b>	A-1+ (S&P)	
<b>Governing law</b>	Austrian law	English law
<b>Currencies</b>	Issuance only in Euro	Issuance in any currency
<b>Issuance methods</b>	Issuance via auctions	Bilateral issuance (subject to market conditions)
<b>Issuance dates</b>	Auction calendar (monthly auction dates)	No fixed issuance dates
<b>Dealers</b>	<a href="#">19 ATB Dealers</a>	<a href="#">20 ACP Dealer</a>
<b>Tenors</b>	Standardized tenors (e.g. 3 months) (4 rolls per year via auction)	Flexible tenors
<b>Ticker (Bloomberg)</b>	RATB	REPAUG
<b>Listing</b>	None	None
<b>ECB eligibility</b>	Programmes added to the list of tier one assets for monetary policy operations of the European System of Central Banks (see <a href="#">list of non-regulated markets accepted by ECB</a> )	



# Republic of Austria`s second Green Investor Report

## Key Highlights & Summary

**Second Green Investor Report – combining allocation and impacts – published by the Republic of Austria in June 2024**

**EUR 5.51 bn of total eligible green expenditures were fully allocated to the Green Securities issued in 2023**

**Allocation to all eligible project categories** as outlined in Austria's Green Framework

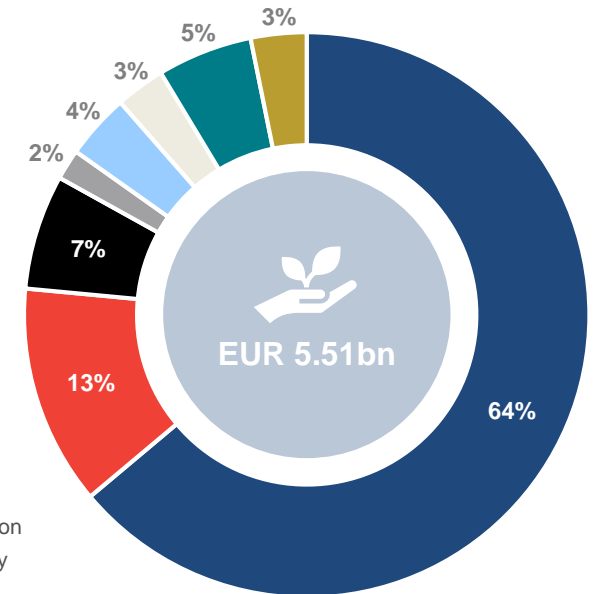
**Allocation of the net proceeds in a very balanced manner between "Past" (50% / 2022) and "Current" (50% / 2023) Expenditures**

**Impact analyses and the methodological approach were prepared by the Environment Agency Austria (Umweltbundesamt)**

**Green Investor Report has been externally verified by ISS-Corporate confirming alignment with ICMA and market standards**

**For 98.8% of the allocated amount of EUR 5.51 bn, information on performance and impact is presented in this report (significant increase on last year's 77.5%, mainly due to new methodology for an integrated impact assessment for rail transport funding and information on R&D funding, which is now included for the first time)**


Allocation of spending 2022 and 2023 by green expenditure category



- Clean transportation
- Renewable energy
- Energy efficiency
- Pollution prevention and control
- Environmentally sustainable management of living natural resources and land use
- Terrestrial and aquatic biodiversity
- Sustainable water and wastewater management
- Climate change adaptation



## Diverse allocation in 2022/2023 and rising trend in eligible expenditures in 2024

GBP project category	UN SDG Mapping	Eligible Amounts				Allocated Amounts				Remaining eligible amounts	Forecasted eligible expenditures	
		2022	2023	Total Eligible	% total eligible	2022	2023	Total Allocated	% total allocated	Balance 2023	Eligible Expenditure 2024	in %
 Clean transportation		3,444.7	3,926.5	7,371.2	70.2%	2,259.9	1,262.3	3,522.2	63.9%	2,664.2	3,937.9	59.9%
 Renewable energy		257.6	694.9	952.4	9.1%		694.9	694.9	12.6%		1,274.2	19.4%
 Energy efficiency		170.4	191.8	362.2	3.5%	170.4	191.8	362.2	6.6%		421.2	6.4%
 Pollution prevention and control		174.1	96.2	270.3	2.6%		96.2	96.2	1.7%		119.7	1.8%
 Environmentally sustainable management of living natural resources and land use		104.7	206.0	310.7	3.0%		206.0	206.0	3.7%		178.8	2.7%
 Terrestrial and aquatic biodiversity		133.9	155.7	289.5	2.8%		155.7	155.7	2.8%		170.1	2.6%
 Sustainable water and wastewater management		300.2	279.1	579.4	5.5%	300.2		300.2	5.4%	279.1	241.6	3.7%
 Climate change adaptation		185.1	175.7	360.8	3.4%		175.7	175.7	3.2%		235.9	3.6%
		4,770.6	5,725.9	10,496.5	100.0%	2,730.6	2,782.5	5,513.1	100.0%	2,943.4	6,579.3	100.0%





# Impact Report – Outlining the environmental impact of Green Securities` proceeds

## Highlights



- Greenhouse gas emissions reduction / avoidance of 4.42 million tons in 2022 & 2023



- Federal government financing enabled a total number of ~168,100 farm subsidies and funding of around 3.25 million hectares of agricultural land



- In 2022, public funding for drinking water supply enabled more than 14,300 people to be additionally connected to the drinking water supply and over 200 km of water pipes to be renovated



- Flood protection measures enabled >11,000 citizens to be protected from flood events



- Projects and infrastructure funded in the areas “Renewable energy” and “Energy efficiency” led to annual energy savings of 1,519 GWh and an annual renewable energy generation/use of 2,080 GWh

- First Impact Report delivered one year earlier than committed in Green Framework, maximizing transparency for investors. This has been continued with the second combined allocation & impact report in June 2024
- For 98.8% of the allocated amount of EUR 5.51 bn, information on performance and impact is presented in this second report (up from 77.5% in 2023)
- Key components:
  - Environmental impact of the use of the Green Securities proceeds
  - Information on the positive environmental impacts and green co-benefits of eligible green expenditures
  - Case studies covering selected key projects/expenditures
- Impact indicators relate to the total volumes of supported projects and infrastructure investments
- Conservative approach in presenting impacts preventing overstatement of impact<sup>1</sup>
- Impact analyses and the methodological approach prepared by the Environment Agency Austria (Umweltbundesamt)

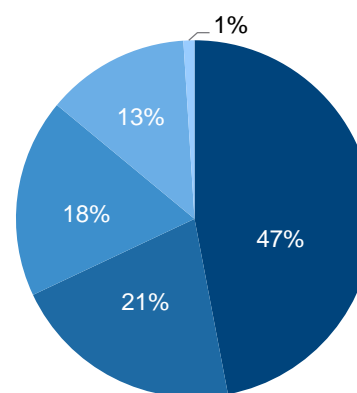
1) Several projects and infrastructure investments are eligible to receive funding and grants from more than one funding body in principle. In order to prevent overstatement of impact, performance and impact metrics for such activities are presented only with regard to one funding instrument.

# Inaugural Austrian 27-year Green Bond (May 2022)

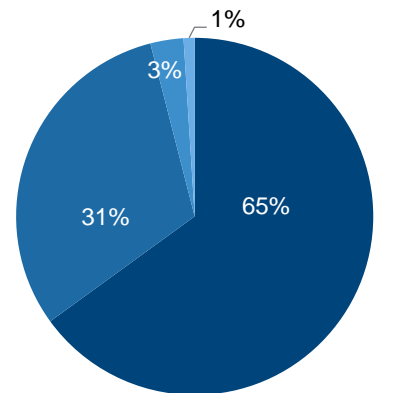
## EUR 4.00bn 27-year Green RAGB May 2049

<b>Issue Ratings</b>	AA+ (positive) / Aa1 (stable) / AA+ (stable) / AAA (stable) S&P / Moody's / Fitch / DBRS
<b>Format</b>	Domestic Government Bond, RegS/144a eligible, CAC
<b>Tenor</b>	27-year
<b>Maturity Date</b>	23 May 2049
<b>Total Issue Amount</b>	EUR 4.00bn (incl. EUR 0.25bn own retention)
<b>Form of Notes</b>	Bearer Notes, Senior, Unsecured, Unsubordinated
<b>Settlement</b>	31 May 2022
<b>Coupon</b>	1.85%
<b>Issue Spread</b>	MS +22bps
<b>Re-offer Price / Yield</b>	99.454 / 1.876% p.a.
<b>Re-offer Spread vs BM</b>	+71.3 bps (1.25% DBR 08/48)
<b>Listing</b>	Vienna, Frankfurt
<b>ISIN</b>	AT0000A2Y8G4
<b>Joint Bookrunners</b>	Barclays Bank, BofA Securities Europe, Deutsche Bank, Goldman Sachs Bank Europe, J.P. Morgan, UniCredit

Distribution by Investor Type



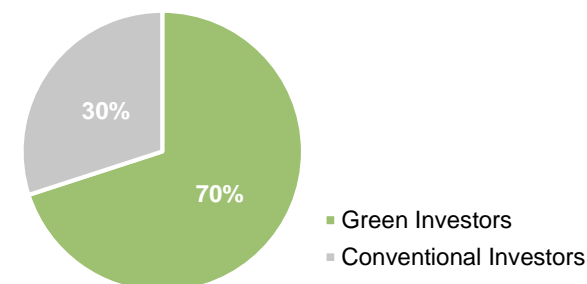
Distribution by Geography



- Funds
- Banks
- CBs/Official Institutions
- Insurance / Pension funds
- Retail

- Eurozone (incl. AT)
- Other Europe (UK, NOR, CH)
- Middle East / Asia
- America

Green Investor share in % (allocation)



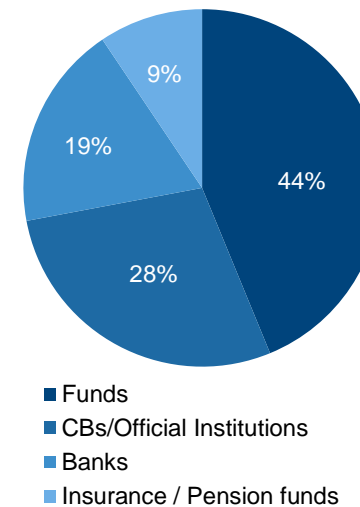
- The Republic of Austria successfully launched its inaugural Green Bond benchmark issuance with a size of EUR 4.00bn and a tenor of 27-years yielding 1.876% p.a.
- The issuance met with stellar demand and the transaction was **6.8-times oversubscribed** (EUR 25.4bn order book).
- The tenor, which is the **second-longest of all Green euro-denominated sovereign bonds outstanding**, perfectly complements the curve in the long end.
- **High-quality order book**, with Green Investors accounting for ~70% of the total allocation (esp. Green Asset Managers, Pension Funds and Insurance Companies).

# Second Austrian 6-year Green Bond (April 2023)

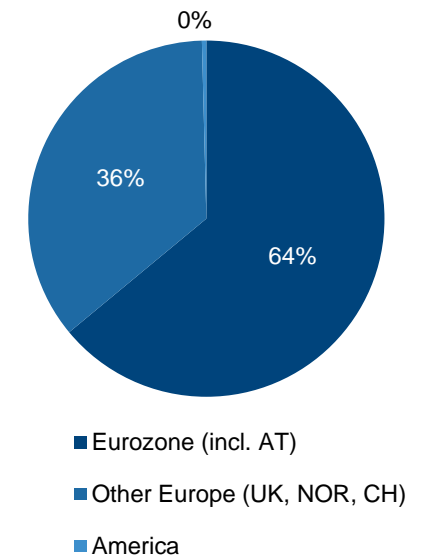
## EUR 3.00bn 6-year Green RAGB May 2029

<b>Issue Ratings</b>	AA+ (stable) / Aa1 (stable) / AA+ (negative) / AAA (stable) S&P / Moody's / Fitch / DBRS
<b>Format</b>	Domestic Government Bond, RegS/144a eligible, CAC
<b>Tenor</b>	6-year
<b>Maturity Date</b>	23 May 2029
<b>Total Issue Amount</b>	EUR 3.00bn (incl. EUR 0.25bn own retention)
<b>Form of Notes</b>	Bearer Notes, Senior, Unsecured, Unsubordinated
<b>Settlement</b>	25 April 2023
<b>Coupon</b>	2.90%
<b>Issue Spread</b>	MS -17bps
<b>Re-offer Price / Yield</b>	99.711 / 2.952% p.a.
<b>Re-offer Spread vs BM</b>	+50.4 bps (0.25% DBR 02/29)
<b>Listing</b>	Vienna, Frankfurt
<b>ISIN</b>	AT0000A33SH3
<b>Joint Bookrunners</b>	Barclays, BofA Securities, Deutsche Bank, Erste Group, J.P. Morgan and Morgan Stanley

Distribution by Investor Type

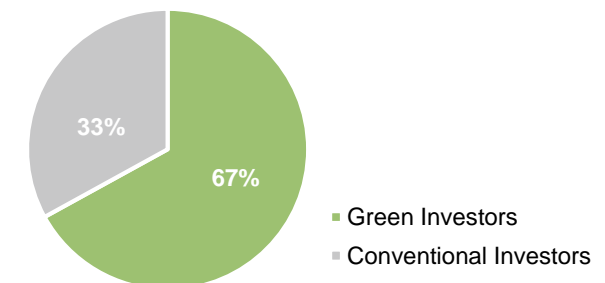


Distribution by Geography



- On **18 April 2023**, the Republic of Austria successfully issued a new EUR 3.0bn **6-year Green benchmark bond** yielding 2.952% p.a. as part of dual-tranche transaction (also including a new EUR 2.0bn 30-year conventional benchmark bond yielding 3.207%).
- The 6-year tenor enabled Austria to offer the ESG investor base a new point on the green curve and to **fill the gap** between **Green short-term instruments** and the **2049 Green RAGB**.
- This syndication represents the **first dual issuance of a new Green and conventional benchmark bond of any sovereign worldwide**.
- The new 6-year Green benchmark was characterized by a **high-quality order-book** (EUR 6.9bn) and was **very well received by Green investors**, accounting for two thirds of the total allocation.

Green Investor share in % (allocation)



## Summary

- Strong credit fundamentals, diversified and competitive economy
- No major macroeconomic imbalances
- Sound financial policies
- High institutional strength
- Low private sector indebtedness
- High level of innovation
- Conservative funding strategy
- Strong green agenda and excellent sustainability ratings 
- Best-in-class Green Framework & Reporting, confirmed by strong SPOs 
- Possibility for green funding ranging from money-market instruments to long-term debt (incl. green retail product) 



## Further Information

- [www.oebfa.at](http://www.oebfa.at) (Austrian Treasury): auction calendar, debt portfolio, debt service, all government bond & bill issues, rating reports etc.
- [www.bundesschatz.at](http://www.bundesschatz.at) (Bundesschatz): The retail savings product of the Republic of Austria
- [www.oebfa.at/en/financing-instruments/green-securities.html](http://www.oebfa.at/en/financing-instruments/green-securities.html): All relevant information on the green issuance (Green Framework, SPO, Green Investor Presentation, Green Reporting etc.) of the Republic of Austria
- [www.bmf.gv.at](http://www.bmf.gv.at) (Federal Ministry of Finance): details on the Austrian budget
- [www.statistik.at](http://www.statistik.at) (Statistics Austria)
- [www.rechnungshof.gv.at](http://www.rechnungshof.gv.at) (Austrian Court of Audit): Reports on the Federal Financial Statements (in German only)
- [www.oenb.at](http://www.oenb.at) (Austrian National Bank)
- [www.fiskalrat.at](http://www.fiskalrat.at) (Austrian Fiscal Advisory Council)
- [http://europa.eu/efc/about-sub-committee\\_en](http://europa.eu/efc/about-sub-committee_en) (EFC Sub-Committee on EU Sovereign Debt Markets)
- <https://www.oekb.at/en/capital-market-services/government-bond-and-atb-auctions.html>  
(OeKB / Austrian Government Bonds and Treasury Bills page)

## Contacts

### Austrian Treasury

Austria - 1010 Vienna, Seilerstaette 24

Web: [www.oebfa.at](http://www.oebfa.at)

Bloomberg: RAGB, AUST, RATB, REPAUS, REPAUG

### Managing Director Markets

Markus Stix, [markus.stix@oebfa.at](mailto:markus.stix@oebfa.at)

### Issuance and Portfolio Management, Investor Relations & Federal Budget

Christian Schreckeis, CFA (Head), [christian.schreckeis@oebfa.at](mailto:christian.schreckeis@oebfa.at)

Viktor Hawel, [viktor.hawel@oebfa.at](mailto:viktor.hawel@oebfa.at)

Rumen Lazov, [rumen.lazov@oebfa.at](mailto:rumen.lazov@oebfa.at)

Gernot Schrenk, [gernot.schrenk@oebfa.at](mailto:gernot.schrenk@oebfa.at)

Martin Stenitzer, [martin.stenitzer@oebfa.at](mailto:martin.stenitzer@oebfa.at)

Salina Xu-Wong, [salina.xu-wong@oebfa.at](mailto:salina.xu-wong@oebfa.at)

Pia Zivanovic-Amann, [pia.zivanovic-amann@oebfa.at](mailto:pia.zivanovic-amann@oebfa.at)

### Liquidity and Treasury Management

Dagmar Atynski, [dagmar.atynski@oebfa.at](mailto:dagmar.atynski@oebfa.at)

Teresa Basterra Gandarias, [Teresa.Basterra@oebfa.at](mailto:Teresa.Basterra@oebfa.at)

Sabine Denk, CFA, [sabine.denk@oebfa.at](mailto:sabine.denk@oebfa.at)

Christoph Frömel, CFA, [christoph.froemel@oebfa.at](mailto:christoph.froemel@oebfa.at)

Ioannis Fuchs, [ioannis.fuchs@oebfa.at](mailto:ioannis.fuchs@oebfa.at)

Andreas Kroneder, [andreas.kroneder@oebfa.at](mailto:andreas.kroneder@oebfa.at)

Harald Weillechner, [harald.weillechner@oebfa.at](mailto:harald.weillechner@oebfa.at)



Sustainable Issuer  
of the Year 2022



Sovereign Green  
Bond Pioneer



SSA Treasury & Funding  
Team of the Year 2024



Download the most recent  
Investor Presentation